

Annual Accounts 2018-19



INDIAN INSTITUTE OF TECHNOLOGY MADRAS
CHENNAI - 600 036

MEMBERS OF BOARD OF GOVERNORS

<p>Dr. Pawan Goenka - Chairman Managing Director Mahindra & Mahindra, Mahindra Towers, Mumbai.</p>	<p>Prof. Bhaskar Ramamurthi Director Indian Institute of Technology Madras, Chennai - 600 036.</p>
<u>COUNCIL NOMINEES</u>	
<p>Prof. B Mahadevan Professor of Operations Management Indian Institute of Management Bangalore, Bannerghatta Road, Bangalore – 560 076.</p>	<p>Prof. Shireesh B Kedara Department of Energy Science and Engineering Indian Institute of Technology Bombay, Mumbai - 400 076.</p>
<p>Shri. Sukhbir Singh Sandhu Additional Secretary (TE) Ministry of HRD Shastri Bhawan, New Delhi.</p>	<p>Dr S Kishore Kumar DRDO Fellow Gas Turbine Research Establishment CV Raman Nagar, Bangalore – 560093.</p>
<u>SENATE NOMINEES</u>	
<p>Prof. T. Sundararajan Department of Mechanical Engineering Indian Institute of Technology Madras, Chennai – 600 036.</p>	<p>Prof. R. Sundaravadivelu Department of Ocean Engineering Indian Institute of Technology Madras, Chennai – 600 036.</p>
<u>STATE GOVERNMENT NOMINEES</u>	
<p>Dr K.P. Indiradevi Director Directorate of Technical Education Government of Kerala, Padmavilasom Fort Thiruvananthapuram – 695 023.</p>	<p>Sri.K. Vivekanandan, I.A.S., Director Directorate of Technical Education Government of Tamil Nadu, Chennai – 600 025.</p>
<p>Shri. Vijendra Singh Rawat, I.A.S., Collector & Development Commissioner Administration of the UT of Lakshadweep, Kavaratti – 682 555.</p>	<p>Thiru A . Anbarasu I.A.S., Development Commissioner-cum-Secretary to Govt (Education), Chief Secretariat, Puducherry – 605 001.</p>
<p>Dr. Utpal Sharma, Principal (BRAIT) Cum Special Secretray (IT) Dr. B.R. Ambedkar Institute Technology Campus, Pahargraon, Port Blair -744 104.</p>	<p>SECRETARY Dr Jane Prasad, IP & TAFS Registrar Indian Institute of Technology Madras, Chennai – 600 036.</p>
<u>INVITEE</u>	
<p>Prof. Koshy Varghese Dean (Administration) IIT Madras, Chennai – 600 036.</p>	

MEMBERS OF THE FINANCE COMMITTEE

<p>Dr. Pawan Goenka Managing Director Mahindra & Mahindra, Mahindra Towers, Mumbai.</p>	<p>Chairman</p>
<p>Prof. Bhaskar Ramamurthi Director Indian Institute of Technology Madras, Chennai - 600 036.</p>	<p>Member</p>
<p>Shri. Sukhbir Singh Sandhu Additional Secretary (TE) Department of Higher Education, Ministry of Human Resource Development, Government of India, Shastri Bhavan, New Delhi-110 115.</p>	<p><i>(Ex-officio)*</i> Member</p>
<p>Shri. Anil Kumar, Director (Finance) Integrated Finance Division, Dept. of Higher Education, Ministry of Human Resource Development, Government of India, Shastri Bhavan, New Delhi-110 115.</p>	<p><i>(Ex-officio)*</i> Member</p>
<p>Shri.K. Vivekanandan, I.A.S., Director Directorate of Technical Education, Govt. of Tamil Nadu, Chennai – 600 025.</p>	<p>Member</p>
<p>Dr K.P. Indiradevi Director Directorate of Technical Education Government of Kerala, Padmavilasom, Fort, Thiruvananthapuram – 695 023.</p>	<p>Member</p>
<p>Prof. Koshy Varghese Dean (Administration) Indian Institute of Technology Madras, Chennai-600 036.</p>	<p>Invitee</p>
<p>Prof. Ligy Philip Dean (Planning) Indian Institute of Technology Madras, Chennai-600 036.</p>	<p>Invitee</p>
<p>Deputy Registrar (F&A) / Joint Registrar (Audit) Indian Institute of Technology Madras, Chennai-600 036.</p>	<p>Invitee</p>
<p>Dr Jane Prasad, IP & TAFS Registrar Indian Institute of Technology Madras, Chennai-600 036.</p>	<p>Secretary</p>

Audit Certificate for 2018-19



INDIAN INSTITUTE OF TECHNOLOGY MADRAS
CHENNAI - 600 036



महानिदेशक लेखापरीक्षा (केंद्रीय) चेन्नै का कार्यालय
लेखापरीक्षा भवन, 361, अण्णा साहू, तेनामपेट, चेन्नै - 600 018.

OFFICE OF THE DIRECTOR GENERAL OF AUDIT (CENTRAL)
Chennai

"LEKHA PARIKSHA BHAVAN", 361, Anna Salai, Teynampet, Chennai - 600 018.

No. DGA (C)/CE/ I/ 28-69/ 2019-20/ ९५

Dt. 29.10.2019

To

~~The Secretary to Government of India
Ministry of Human Resource Development
Department of Education
Shastri Bhavan
New Delhi - 110 001~~

Sir,

Sub: Separate Audit Report on the accounts of Indian Institute of Technology, Madras for the year 2018-19 - Reg.

I forward herewith the Separate Audit Report on the accounts of Indian Institute of Technology, Madras for the year 2018-19 along with the statement of accounts. Dates of presentation of the accounts with Separate Audit Report to Parliament may kindly be intimated to this office.

The receipt of this letter with enclosures may kindly be acknowledged.

Yours faithfully

-sd-

Director/ CE

Encl: As above

JR
80/10

JR (Audit) / DR (FRA)

Endt. No. DGA (C)/CE/ I/ 28-69/ 2019-20/ 96

Dt. 29.10.2019

Copy together with a copy of the Separate Audit Report forwarded to the Director, Indian Institute of Technology, Madras. He is requested to furnish three copies of the English version of the **Separate Audit Report** and three copies of the **Annual Report** along with dates of presentation of the Report for the year 2018-19 to Parliament.


Director/ CE

3/6

**Separate Audit Report of the Comptroller and Auditor General of India on the
accounts of Indian Institute of Technology, Madras for the year ended
31 March 2019**

We have audited the attached Balance Sheet of the Indian Institute of Technology, Madras as at 31 March 2019, the Income & Expenditure Account and Receipts & Payments Account for the year ended on that date under Section 19(2) of the Comptroller & Auditor General's (Duties, Powers & Conditions of Service) Act, 1971 read with Section 23(2) of the Institutes of Technology Act, 1961. These financial statements are the responsibility of the Institute's management. Our responsibility is to express an opinion on these financial statements based on our audit.

2. This Separate Audit Report contains the comments of the Comptroller & Auditor General of India (CAG) on the accounting treatment only with regard to classification, conformity with the best accounting practices, accounting standards and disclosure norms, etc. Audit observations on financial transactions with regard to compliance with the Law, Rules & Regulations (Propriety and Regularity) and efficiency-cum-performance aspects, etc., if any, are reported through Inspection Report/CAG's Audit Reports separately.

3. We have conducted our audit in accordance with auditing standards generally accepted in India. These standards require that we plan and perform the audit to obtain reasonable assurance about whether the financial statements are free from material misstatements. An audit includes examining, on a test basis, evidences supporting the amounts and disclosure in the financial statements. An audit also includes assessing the accounting principles used and significant estimates made by management, as well as evaluating the overall presentation of financial statements. We believe that our audit provides a reasonable basis for our opinion.

4. Based on our audit, we report that:

- i We have obtained all the information and explanations, which to the best of our knowledge and belief were necessary for the purpose of our audit.
- ii The Balance Sheet, Income & Expenditure Account and Receipts & Payments Account dealt with by this Report have been drawn up in the format approved by Ministry of Human Resource Development.
- iii In our opinion, proper books of accounts have been maintained by Indian Institute of Technology, Madras as required under Section 23(1) of the Institutes of Technology Act, 1961 in so far as it appears from our examination of such books.
- iv We further report that:

A Balance Sheet

Application of Funds

Schedule 7 – Current Assets, Schedule 8 – Loans, Advances & Deposits

Grants of ₹ 10.52 crore sanctioned on 28.3.2019 but credited in the Bank on 02.04.2019 was incorrectly accounted under “Bank Balances” in Schedule 7 – Currents Assets instead of accounting under “Grant Receivable” in Schedule-8 Loans, Advances & Deposits. This had resulted in overstatement of bank balances in Current Assets and understatement of Loans, Advances & Deposits.

B Revision in accounts

Accounts of the Institute were revised on the basis of audit observations. As a result of revision, Assets and Liabilities were increased by ₹ 1.31 crore and deficit was decreased by ₹ 1.7 lakh.

C Grants in aid

Out of the total grant of ₹ 1237.35 crore received during the year, internal revenue of ₹ 128.36 crore and ₹ 329.82 crore being the unspent grant of the previous year (totalling ₹ 1695.53 crore) the Institute could utilize ₹ 1190.98 crore leaving a balance of ₹ 504.55 crore as on 31 March 2019.

- v Subject to our observations in the preceding paragraphs, we report that the Balance Sheet, Income & Expenditure Account and Receipts & Payments Account dealt with by this report are in agreement with the books of accounts.
- vi In our opinion and to the best of our information and according to the explanations given to us, the said financial statements read together with the Accounting Policies and Notes on Accounts, and subject to the significant matters stated above and other matters mentioned in Annexure to this Audit Report give a true and fair view in conformity with accounting principles generally accepted in India.
- a. In so far as it relates to the Balance Sheet, of the state of affairs of Indian Institute of Technology, Madras as at 31 March 2019, and
- b. In so far as it relates to Income & Expenditure Account of the deficit for the year ended on that date.

For and on behalf of the C&AG of India



Place : Chennai

Director General of Audit (Central),

Dated: 29.10.2019

Chennai

2/5

Annexure to Separate Audit Report

1. Adequacy of Internal Audit System:

Internal audit was done concurrently. However, Internal Audit Reports were not issued to the Management for the year 2018-19.

2. Adequacy of Internal Control System:

Internal Controls were found to be inadequate as accounts were revised on the basis of audit observation.

3. System of Physical verification of Fixed Assets:

Physical verification of Fixed Assets was carried out for the year 2018-19

4. System of Physical verification of Inventory:

Physical verification of Inventory was carried out for the year 2018-19

5. Regularity in payment of statutory dues:

The Institute was regular in depositing statutory dues.


Director/CE

4/6

INDIAN INSTITUTE OF TECHNOLOGY MADRAS

Reply to Final Audit Report 2018-19

S.No	Comments on Accounts	Reply / Action taken
A	<p>Balance Sheet</p> <p>Application of Funds</p> <p>Schedule 7 - Current Assets, Schedule 8 - Loans, Advances & Deposits</p> <p>Grants of Rs.10.52 crore sanctioned on 28-03-2019 but credited in the Bank on 02-04-2019 was incorrectly accounted under "Bank Balances" in Schedule 7 - Current Assets instead of accounting under "Grant Receivable" in Schedule 8 - Loans, Advances & Deposits. This had resulted in overstatement of bank balances in Current Assets and understatement of Loans, Advances & Deposits.</p>	<p>Since the Grant of Rs.10.52 crore pertains to F.Y. 2018-19 and the sanction order was dated 28-03-2019, same was accounted during the F.Y 2018-19. Further, Utilization certificate has to be issued for the amount of Grant-in-aid sanctioned during the F.Y. 2018-19.</p> <p>Hence Grant-in-aid of Rs.10.52 crore was accounted for the year 2018-19 though it was received on 02-04-2019.</p> <p>However, the comments of the Audit is noted for future guidance.</p>
B	<p>Revision in Accounts</p> <p>Accounts of the Institute were revised on the basis of audit observations. As a result of revision, Assets and Liabilities were increased by Rs.1.31 crore and deficit was decreased by Rs.1.70 lakh.</p>	<p>Accounts revised based on audit observation and revised accounts certified by C&AG. Hence no action is required.</p>
C	<p>Grants in aid</p> <p>Out of the total Grant of Rs.1237.35 crore received during the year, internal revenue of Rs.128.36 crore and Rs.329.82 crore being the unspent grant of the previous year (totalling Rs.1695.53 crore) the Institute could utilize Rs.1190.98 crore leaving a balance of Rs.504.55 crore as on 31-03-2019.</p>	<p>No action is required.</p>


Dy.Registrar (F&A)


Joint Registrar (Audit)


Registrar


Director

Grants in aid statement for the year 2018-19 (Based on revised Accounts)

Rupees in Crores

Grants	Amount of Grant brought forward from previous year 2017-18	Amount of Grant received during the year 2018-19	Internal Revenue Generation	Total	Grants Utilized during the year 2018-19	Grants remaining Unutilized as on 31-03-019 carried forward to next year
Capital Grants	0.84	76.71	0.00	77.55	58.88	18.67
Revenue Grants	-23.77	508.89	81.75	566.87	574.77	-7.90
Projects	352.75	651.75	46.61	1,051.11	557.33	493.78
Total	329.82	1,237.35	128.36	1,695.53	1,190.98	504.55


Deputy Registrar (F&A)

Index

Sl.No.	Item	Page No
1.	Balance Sheet	1
2.	Income & Expenditure Account	2
3.	Balance Sheet Schedules (1 to 8)	3-27
4.	Income & Expenditure Schedules (9 to 22)	28-40
5.	Significant Accounting Policies (Schedule 23)	41-46
6.	Contingent Liabilities & Notes on Accounts (Sch. 24)	47-48
7.	Receipts & Payments Accounts	49-68
8.	Provident Fund and NPS Accounts	69-81

INDIAN INSTITUTE OF TECHNOLOGY MADRAS

BALANCE SHEET AS ON 31-03-2019

SOURCES OF FUNDS	Schedule	Current Year 2018-19	Previous Year 2017-18
Capital Fund	1	14,00,63,141	4,12,40,569
Corpus Fund	1A	264,95,23,908	224,36,13,387
Designated/Earmarked/Endowment Funds	2	927,16,38,120	792,17,05,999
Current Liabilities & Provisions	3	1546,52,56,637	1569,69,77,614
Total		2752,64,81,806	2590,35,37,569

APPLICATION OF FUNDS	Schedule	Current Year 2018-19	Previous Year 2017-18
FIXED ASSETS:	4		
Tangible Assets		1371,92,50,503	1170,66,83,696
Intangible Assets		10,27,68,095	7,45,78,319
Capital Works-in-Progress		4,80,28,486	194,20,22,675
Investments from Earmarked/Endowment Funds	5	1018,73,40,684	830,22,77,563
Investments - Others	6	0	0
Current Assets	7	245,30,58,171	280,66,94,802
Loans, Advances & Deposits	8	101,60,35,867	107,12,80,514
Total		2752,64,81,806	2590,35,37,569


Dy.Registrar (F&A)


Joint Registrar (Audit)


Registrar


Director

INDIAN INSTITUTE OF TECHNOLOGY MADRAS			
INCOME AND EXPENDITURE ACCOUNT FOR THE YEAR ENDED 31-03-2019			
Particulars	Schedule	Current Year 2018-19	Previous Year 2017-18
INCOME			
Academic Receipts	9	61,12,01,543	61,16,52,085
Non-Plan Grants/Subsidies - 508,89,00,000			
Less: Utilised for purchase of Fixed assets - 1,41,05,641	10	507,47,94,359	433,07,46,869
Income from Investments	11	1,94,77,428	2,82,06,458
Interest earned/Accrued	12	1,60,262	2,44,569
Other Income	13	18,67,07,722	15,75,01,223
Prior Period Income	14	0	0
Total (A)		589,23,41,314	512,83,51,204
EXPENDITURE			
Staff Payments & Benefits (Establishment expenses)	15	330,11,40,160	737,05,62,435
Academic Expenses	16	142,01,02,921	139,48,99,794
Administrative and General Expenses	17	48,16,69,546	45,58,28,278
Transportation Expenses	18	81,26,685	29,72,943
Repairs & Maintenance	19	43,96,88,984	21,97,92,329
Finance Costs	20	0	0
Depreciation	4	73,41,07,054	62,57,88,503
Other Expenses	21	0	0
Prior Period Expenses	22	0	0
Total (B)		638,48,35,350	1006,98,44,282
Balance being excess of Income over Expenditure (A-B)			
Transfer to/from Designated Fund		0	0
Building Fund		0	0
Others (specify)		0	0
Balance being Surplus/(Deficit) carried to Capital Fund		-49,24,94,036	-4,94,14,93,078

SIGNIFICANT ACCOUNTING POLICIES

23

CONTINGENT LIABILITIES AND NOTES TO ACCOUNTS

24


Dy.Registrar (F&A)


Joint Registrar (Audit)


Registrar


Director



**SCHEDULES FORMING PART OF BALANCE SHEET
(SCHEDULES 1 to 8)**

INDIAN INSTITUTE OF TECHNOLOGY MADRAS


SCHEDULE - 1 CAPITAL FUND

Particulars	Current Year 2018-19	Previous Year 2017-18
SCHEDULE 1 - Capital Fund		
Capital fund Balance at the beginning of the year	1870,78,52,487	1644,92,16,807
Normal Plan Funds utilised for Assets	58,87,75,399	224,73,03,326
CCE Funds	21,47,249	38,19,905
Personal Contengency Funds	39,47,116	8,27,500
Project Earnings	23,14,629	1,08,82,185
Project Patents	2,89,800	1,38,18,380
Non-Plan Grant utilized for purchase of assets under CPDA	1,41,05,641	1,12,53,131
Research Management Fund	24,15,621	7,68,906
Total Capital fund	1932,18,47,942	1873,78,90,140
Less : Depreciation on Assets procured other than MHRD Funds	2,26,78,847	3,00,37,653
Total Capital fund after Depreciation adjustment	1929,91,69,095	1870,78,52,487
I & E surplus/deficit at the beginning year	-18,66,66,11,918	-13,72,51,18,840
I & E surplus/deficit for the current year	-49,24,94,036	-4,94,14,93,078
I & E surplus/deficit at the end of year	-19,15,91,05,954	-18,66,66,11,918
Balance at the year end	14,00,63,141	4,12,40,569


 Dy. Registrar(F&A)

INDIAN INSTITUTE OF TECHNOLOGY MADRAS		
SCHEDULE - 1A CORPUS / CAPITAL FUND		
Particulars	Current Year 2018-19	Previous Year 2017-18
Corpus Fund		
Corpus Fund (Rupee A/c) SBI/Axis		
a) Opening Balance		
Cash/Bank/Deposits	82,30,98,036	125,37,39,492
Investments	142,04,07,117	76,85,54,909
Opening Total	224,35,05,153	202,22,94,401
b) Additions to fund		
IC & SR Transfers/CCE Transfers/Donations(Net)	66,24,99,800	60,14,67,192
Interest earned and reinvested	2,90,18,969	91,59,767
Income from Investments/Gain from Mutual Fund	23,24,90,331	5,60,98,447
Accrued interest on investments	5,99,078	2,21,79,226
Transfer from Projects/End Users/Institute A/c as Loan	110,48,00,000	175,41,39,866
Receipts Total	202,94,08,178	244,30,44,498
Total (a+b)	427,29,13,331	446,53,38,899
c) Expenditure		
Capital Expenditure	0	0
Revenue Expenditure	6,41,87,011	9,72,94,345
Last year accrued interest	2,21,79,226	1,92,13,791
Transfer to Projects/End Users/Institute A/c due	153,71,35,258	210,53,25,610
Expenditure Total	162,35,01,495	222,18,33,746
Net balance at the year end (a+b-c)	264,94,11,836	224,35,05,153
Corpus Fund (FC A/c) SBI/UTI		
a) Opening Balance		
Cash/Bank/Deposits	1,08,234	1,12,73,906
b) Additions to fund		
Donations/Grants	0	36,71,866

Particulars	Current Year 2018-19	Previous Year 2017-18
Income from investments	3,838	3,62,462
Total (a+b)	1,12,072	1,53,08,234
c) Expenditure		
Capital Expenditure	0	0
Revenue Expenditure	0	0
Transferred to Rupee account	0	1,52,00,000
Total (c)	0	1,52,00,000
Net balance at the year end (a+b-c)	1,12,072	1,08,234
Total Corpus Fund at the year end (B)	264,95,23,908	224,36,13,387


 Dy. Registrar(F&A)

INDIAN INSTITUTE OF TECHNOLOGY MADRAS		
SCHEDULE - 2 - DESINGATED /EARMARKED/ENDOWMENT FUNDS		
Particulars	Current Year 2018-19	Previous Year 2017-18
2.1 Endowment Fund A/c (SBI 30357858595)		
a) Opening Balance		
Cash/Bank/Deposits	6,18,99,128	38,79,89,939
Investments	91,25,54,700	42,81,02,350
b) Additions to fund		
Donations received	8,82,48,405	9,16,90,762
Interest from investments	6,75,99,739	6,19,19,350
Interest received and reinvested	5,82,94,715	0
Accrued interest on investments	1,49,24,774	1,51,23,334
Loan received from Main A/c	2,38,21,432	2,66,88,057
Total (a+b)	122,73,42,893	101,15,13,792
c) Expenditure		
Revenue Expenditure	2,57,84,016	2,63,39,020
Amount due to A A/c transferred	3,97,07,709	5,96,745
Last year accrued interest	1,51,23,334	1,01,24,199
Total (c)	8,06,15,059	3,70,59,964
Net balance at the year end (a+b-c)	114,67,27,834	97,44,53,828
2.2 Centre for Continuing Education (SBI 10620822295)		
a) Opening Balance		
Cash/Bank/Deposits	1,13,17,697	88,44,768
Investments	16,11,67,867	15,52,57,435
b) Additions to fund		
Receipts from Sponsors	26,75,66,719	22,02,37,330
Interest received on Invt. (reinvested)	45,15,368	9,10,432

Particulars	Current Year 2018-19	Previous Year 2017-18
Interest on investment credited to SBI A/c	1,93,86,751	1,08,07,163
Accrued interest on investments	9,63,765	16,39,157
GST payable	13,38,010	0
Loan received from "A" Account	0	19,64,57,717
Total (a+b)	46,62,56,177	59,41,54,002
c) Expenditure		
Capital Expenditure	21,47,249	38,19,905
Revenue Expenditure	23,27,60,896	19,27,82,989
Last year accrued interest	16,39,157	48,27,576
Amt due from Institute A/c	3,41,09,688	22,02,37,968
Total (c)	27,06,56,990	42,16,68,438
Net balance at the year end (a+b-c)	19,55,99,187	17,24,85,564
2.3 CSIR/Other Scholarship(SBI 10620822273)		
a) Opening Balance		
Cash/Bank/Deposits	4,99,605	5,00,254
Investments	1,56,42,022	1,50,11,000
b) Additions to fund		
Scholarship Grant Received	4,15,24,876	5,90,30,111
Income from investments	8,37,516	6,31,022
Loan received from Main A/c	0	1,37,54,708
Total (a+b)	5,85,04,019	8,89,27,095
c) Expenditure		
Revenue Expenditure	3,46,14,296	3,06,34,330
Transfer (Receipts in) "A" Account	69,11,229	4,21,51,138
Total (c)	4,15,25,525	7,27,85,468
Net balance at the year end (a+b-c)	1,69,78,494	1,61,41,627

Particulars	Current Year 2018-19	Previous Year 2017-18
2.4 Project Accounts (CB 1741)		
a) Opening Balance		
Cash/Bank/Deposits	45,84,61,614	73,08,90,490
Investments	559,93,26,905	427,07,23,057
b) Additions to fund		
Grants for projects	651,74,52,730	444,67,48,452
Loan from Institute "A" Account	0	82,60,093
Income from investments	46,61,26,377	31,77,69,187
Accrued interest on investments	18,32,55,791	15,53,92,959
Total (a+b)	1322,46,23,417	992,97,84,238
c) Expenditure		
Capital Expenditure	183,14,98,201	139,08,45,844
Revenue Expenditure	374,17,67,805	236,15,69,869
Last year accrued interest	15,53,92,959	11,95,80,006
Total (c)	572,86,58,965	387,19,95,719
Net balance at the year end (a+b-c)	749,59,64,452	605,77,88,519
2.5 Swimming pool (SBI)		
a) Opening Balance		
Cash/Bank/Deposits	47,89,048	47,62,044
Investments	64,94,928	58,37,911
b) Additions to fund		
Interest earned and reinvested	6,25,300	6,57,017
Accrued interest on investments	3,76,197	3,43,159
Total (a+b)	1,22,85,473	1,16,00,131
c) Expenditure		

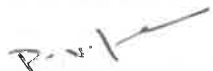
Particulars	Current Year 2018-19	Previous Year 2017-18
Revenue Expenditure	2,183	3,698
Last year accrued interest	3,43,159	3,12,457
Total (c)	3,45,342	3,16,155
Net balance at the year end (a+b-c)	1,19,40,131	1,12,83,976
2.6 Personal Contingency Fund (CB 1742)		
a) Opening Balance		
Cash/Bank/Deposits	6,52,01,844	2,08,46,651
Investments	12,51,84,024	12,47,62,238
b) Additions to fund		
Receipts from Sponsored/Consultancy/CCE Projects	7,37,73,139	8,33,34,317
Income from investments	6,40,692	14,72,937
Accrued interest on investments	85,25,402	57,37,872
Total (a+b)	27,33,25,101	23,61,54,015
c) Expenditure		
Capital Expenditure	39,47,116	8,27,500
Revenue Expenditure	5,51,83,593	3,92,22,108
Last year accrued interest	57,37,872	57,18,539
Total (c)	6,48,68,581	4,57,68,147
Net balance at the year end (a+b-c)	20,84,56,520	19,03,85,868
2.7 Research Management Fund A/c		
a) Opening Balance		
Bank balance	3,72,64,851	1,05,68,841
Investments	6,15,00,000	6,15,00,000
b) Additions to fund:		
Receipts from projects-Share of RMF A/c	3,22,39,765	3,82,88,862

Particulars	Current Year 2018-19	Previous Year 2017-18
Accrued interest on investments	29,54,653	18,83,017
Other Receipts	8,59,195	50,91,532
Total(a+b)	13,48,18,464	11,73,32,252
Expenditure		
Capital Expenditure	24,15,621	7,68,906
Revenue Expenditure	1,77,07,534	1,59,15,478
Last year accrued interest	18,83,017	18,83,017
Total (c)	2,20,06,172	1,85,67,401
Net balance at the year end (a+b-c)	11,28,12,292	9,87,64,851
2.8 Uchhatar Avishkar Yojana Scheme		
a) Opening Balance		
Cash/Bank/Deposits	39,82,76,828	1,06,33,025
b) Additions to fund		
Grants for projects	15,39,17,900	84,29,46,398
Income from investments	78,78,816	24,45,500
Total (a+b)	56,00,73,544	85,60,24,923
c) Expenditure		
Revenue Expenditure	2,383	1,230
Fund transferred to other Institutions	47,72,27,898	45,70,87,927
Last year accrued interest	0	6,58,938
Total (c)	47,72,30,281	45,77,48,095
Net balance at the year end (a+b-c)	8,28,43,263	39,82,76,828
2.9 Swachhta Action Plan A/c		
a) Opening Balance at Bank	21,24,938	0
b) Additions to fund:		

Particulars	Current Year 2018-19	Previous Year 2017-18
Grant Received	1,01,00,000	2,40,00,000
Interest on short term Deposits and SB A/c (MHRD Fund)	52,448	1,25,533
Total(a+b)	1,22,77,386	2,41,25,533
Expenditure		
Fund transferred to Institutions	1,19,61,000	2,20,00,000
Revenue Expenditure	439	595
Total (c)	1,19,61,439	2,20,00,595
Net balance at the year end (a+b-c)	3,15,947	21,24,938
Total Schedule 2	927,16,38,120	792,17,05,999

Note:

The above balances of various funds reflected in Assets side of the Balance Sheet in Sch 5, Sch 8(3)(a) Interest accrued.


Dy. Registrar(F&A)

INDIAN INSTITUTE OF TECHNOLOGY MADRAS		
SCHEDULE - 3 - CURRENT LIABILITIES & PROVISIONS		
Particulars	Current Year 2018-19	Previous Year 2017-18
A. CURRENT LIABILITIES		
1. Sundry Creditors:		
Pay & Allowances/Pension/Suppliers Bills etc	40,74,62,243	89,16,37,074
Due to CPF A/c in r.o Inst. Contribution	3,94,377	1,73,860
2. Student Deposits/Funds:		
Student welfare fund	11,36,804	22,90,111
3. Library/Caution Deposit:-		
From Current students	12,60,310	64,06,010
From Ex-students	82,100	16,86,000
4. Other Current Liabilities		
Contractors/Contractors	11,28,79,286	8,89,77,933
Long Term Refundable Deposit - Leak Proof Warranty	35,18,625	18,70,208
Miscellaneous deposit	3,35,51,579	2,77,50,633
Estate deposits	50,29,539	50,62,628
Prepaid Staff Med. Insurance from Corpus as per contra	1,23,60,463	1,41,18,700
Tution Fees & other fees received in advance	13,79,34,155	11,56,95,544
Due to IT/WCT/Service Tax Dept/TDS on GST	20,27,287	20,27,287
Due to TDS on GST	18,72,842	0
Casual Labour Welfare Fund	18,76,038	0
Due to CCE A/c	20,12,35,159	16,71,25,471
Due to Corpus	21,35,31,011	16,16,23,550
Due to PMRF	58,34,836	0
Payable to supplier	0	1,25,539
Due to MHRD - Plan Funds (Moved from Schedule 8)	18,67,69,540	84,44,939
Total - A	132,87,56,194	149,50,15,487

Particulars	Current Year 2018-19	Previous Year 2017-18
B. PROVISIONS		
Provision for Gratuity	79,44,38,594	80,05,08,328
Provision for Leave Encashment	94,96,62,203	106,64,18,426
Provision for Pension Liability	1234,59,50,512	1230,60,70,007
TDS Due from Income Tax Department:		
TDS deducted (FY 2009-10 to 13-14) (FY 2012-13 already received in August 2015)	43,77,546	43,96,641
TDS deducted (FY 14-15)	36,63,040	36,63,040
TDS deducted (FY 15-16)	36,58,730	36,58,730
TDS deducted (FY 16-17)	48,84,480	42,40,896
TDS deducted (FY 17-18)	1,40,76,730	1,30,06,059
TDS deducted (FY 18-19)	1,57,88,608	0
Total - B	1413,65,00,443	1420,19,62,127
Total of Schedule 3 (A+B)	1546,52,56,637	1569,69,77,614


Dy. Registrar(F&A)

INDIAN INSTITUTE OF TECHNOLOGY MADRAS		
SCHEDULE - 3 (c) UNUTILISED GRANTS FROM UGC, GOVERNMENT OF INDIA AND STATE GOVERNMENTS		
Particulars	Current Year 2018-19	Previous Year 2017-18
Plan Funds (Ledger A/c)-OH-35/OH 31-MHRD GRANT		
a) Opening Balance:		
Cash/Bank/Deposits	84,44,939	-36,58,74,494
b) Additions to fund:		
Grant Received & In Transit	76,71,00,000	271,21,00,000
Total (a+b)	77,55,44,939	234,62,25,506
c) Expenditure		
Capital Expenditure	40,83,14,407	199,68,38,184
Journals & Periodicals	18,04,60,992	25,04,65,142
Revenue Expenditure	0	9,04,77,241
Total (c)	58,87,75,399	233,77,80,567
Net balance at the year end (a+b-c)	18,67,69,540	84,44,939
B. UGC Grants: Plan		
Balance B/F		
Receipts during the year		
Total (c)		
Less: Refunds		
Less: Utilized for Revenue expenditure		
Less: Utilized for Capital expenditure		
Total (d)		
Unutilized carried forward (c-d)		
C. UGC Grants Non Plan		
Balance B/F		
Receipts during the year		
Total (e)		
Less: Refunds		
Less: Utilized for Revenue expenditure		
Less: Utilized for Capital expenditure		
Total (f)		
Unutilized carried forward (e-f)		
D. Grants from State Govt.		
Balance B/F		
Add: Receipts during the year		
Total (g)		
Less: Utilized for Revenue expenditure		
Less: Utilized for Capital expenditure		
Total (h)		
Unutilized carried forward (g-h)		

NOT APPLICABLE AS IIT MADRAS
RECEIVES GRANT ONLY FROM MHRD


Dy. Registrar(F&A)


INDIAN INSTITUTE OF TECHNOLOGY MADRAS SCHEDULE - 4 - FIXED ASSETS

S. No.	Description	Dep. Rate	GROSS BLOCK			DEPRECIATION			NET BLOCK	
			As at 01.04.2018	Additions 2018-19	As at 31.3.2019	upto 31.03.2018	for 2018-19	upto 31.03.2019	As at 01.04.2018	As at 31.03.2019
	FIXED ASSETS									
	A. Tangible Assets									
1	Free Hold Land	0.00%	1,12,17,262		1,12,17,262			0	1,12,17,262	1,12,17,262
	Thaiyur Land Gifted by State Govt.									
	65.96.5 hecfares	0.00%	328,47,40,368		328,47,40,368			0	328,47,40,368	328,47,40,368
	MHRD Grants									
2	Buildings:									
	MHRD Grants	2%	691,35,80,544	233,94,95,907	925,30,76,451	95,18,03,448	18,50,61,529	113,68,64,977	596,17,77,096	811,62,11,474
	Project Funds	2%	49,98,659		49,98,659	0	99,973	99,973	49,98,659	48,98,686
	Donations	2%	5,45,46,507		5,45,46,507	0	10,90,930	10,90,930	5,45,46,507	5,34,55,577
3	Electrical Installation:									
	MHRD Grants	5%	35,61,56,601	10,01,64,733	45,63,21,334	3,26,70,136	2,28,16,067	5,54,86,203	32,34,86,465	40,08,35,131
	Adjustment for sale of scrap				-13,98,170			-7,05,303		-6,92,867
4	Roads									
	MHRD Grants	2%	95,75,384		95,75,384	5,17,843	1,91,508	7,09,351	90,57,541	88,56,033
5	Basket Ball Court	2%	80,90,493		80,90,493	17,79,908	1,61,810	19,41,718	63,10,585	61,48,775
6	Laboratory Equipments									
	MHRD Grants	8%	339,30,03,068	10,39,48,908	349,69,51,976	174,69,93,318	27,97,56,158	202,67,49,476	164,60,09,750	147,02,02,500
	Adjustment for sale of scrap				-1,54,64,297			-1,38,36,978		-16,27,319
	MHRD CPDA Grants of Faculty	8%	1,21,24,767	21,48,595	1,42,73,362	49,28,883	11,41,869	60,70,752	71,95,884	82,02,610
	CCE Funds	8%	82,71,385	8,03,112	90,74,497	11,71,808	7,25,960	18,97,768	70,99,577	71,76,729
	A. Von Humboldt Foundn.		13,82,860		13,82,860	13,82,860	0	13,82,860	0	0
	German Government		24,62,30,601		24,62,30,601	24,62,30,601	0	24,62,30,601	0	0
	American Computer soc.		1,10,934		1,10,934	1,10,934	0	1,10,934	0	0
	IBM Corporation USA		2,40,77,865		2,40,77,865	2,40,77,865	0	2,40,77,865	0	0
	QIP Funds		9,47,566		9,47,566	9,47,566	0	9,47,566	0	0
	Gymkhana funds		16,58,943		16,58,943	16,58,943	0	16,58,943	0	0
	Gymkhana funds	20%	96,146		96,146	96,146	0	96,146	0	0
	Swimming Pool		13,18,389		13,18,389	13,18,389	0	13,18,389	0	0
	Project Earnings	8.00%	14,97,47,191	20,82,416	15,18,29,607	12,86,93,871	1,21,46,369	14,08,40,240	2,10,53,320	1,09,89,367
	UOP Funds	13.91%	1,86,70,285		1,86,70,285	1,86,70,285	0	1,86,70,285	0	0
	IAS Funds		7,32,552		7,32,552	7,32,552	0	7,32,552	0	0
	RSIC Funds		10,12,072		10,12,072	10,12,072	0	10,12,072	0	0
	Personal Contingency Funds	8.00%	1,98,51,493	39,47,116	2,37,98,609	1,35,82,319	19,03,889	1,54,86,208	62,69,174	83,12,401
	Research Management Fund	8.00%	36,24,759	24,15,621	60,40,380	9,69,549	4,83,230	14,52,779	26,55,210	45,87,601
	IRDF Funds		2,09,32,583		2,09,32,583	2,09,32,583	0	2,09,32,583	0	0
	Corpus /Royalty earnings	8.00%	10,84,68,102		10,84,68,102	10,84,68,102	0	10,84,68,102	0	0
	New Plan Tech. Scheme		19,79,14,719		19,79,14,719	19,79,14,719	0	19,79,14,719	0	0

S. No.	Description	Dep. Rate	GROSS BLOCK			DEPRECIATION			NET BLOCK	
			As at 01.04.2018	Additions 2018-19	As at 31.3.2019	upto 31.03.2018	for 2018-19	upto 31.03.2019	As at 01.04.2018	As at 31.03.2019
	Donations		1,37,93,183		1,37,93,183	1,37,93,183	0	1,37,93,183	0	0
7	Vehicles									
	MHRD Grants	10.00%	4,14,94,570	26,05,458	4,41,00,028	4,14,94,570	2,60,546	4,17,55,116	0	23,44,912
8	Furniture & Fixtures									
	MHRD Grants	7.50%	38,17,28,076	1,67,00,314	39,84,28,390	23,80,67,521	2,98,82,129	26,79,49,650	14,36,60,555	13,04,78,740
	Adjustment for sale of scrap				-32,21,890			-32,64,572		42,682
	UOP Funds	7.50%	1,89,470		1,89,470	92,841	14,210	1,07,051	96,629	82,419
	CPDA Funds	7.50%	6,02,633		6,02,633	2,79,319	45,197	3,24,516	3,23,314	2,78,117
	CCE Funds Furniture	7.50%	4,87,877	3,21,110	8,08,987	1,05,499	60,674	1,66,173	3,82,378	6,42,814
9	Computers/ Accessories/									
	MHRD Grants	20%	58,33,99,337	3,51,39,352	61,85,38,689	55,72,39,732	3,31,87,475	59,04,27,207	2,61,59,605	2,81,11,482
	Adjustment for sale of scrap				-76,54,796			-74,29,456		-2,25,340
	MHRD CPDA Grants of Faculty	20%	8,83,40,572	1,19,57,046	10,02,97,618	8,02,66,329	1,04,65,652	9,07,31,981	80,74,243	95,65,637
	CCE Funds Computers	20%	2,63,31,793	10,23,027	2,73,54,820	2,39,59,562	25,76,836	2,65,36,398	23,72,231	8,18,422
	Project Earnings	20%	27,83,648	2,32,213	30,15,861	11,13,459	6,03,172	17,16,631	16,70,189	12,99,230
10	Networking:									
	MHRD Grants (old)	8%	36,27,32,454		36,27,32,454	36,27,32,454	0	36,27,32,454	0	0
	MHRD Grants (2013-14 Onwards)	8%	30,85,132		30,85,132	14,67,119	2,46,811	17,13,930	16,18,013	13,71,202
	Corpus fund	8%	1,45,54,135		1,45,54,135	84,41,400	11,64,331	96,05,731	61,12,735	49,48,404
11	Library/Telephone/Office Eqpts.									
	MHRD Grants (Old) (Note 4)	7.50%	5,22,31,740		5,22,31,740	5,22,31,740	0	5,22,31,740	0	0
	MHRD Grants	7.50%	2,61,32,866	1,74,475	2,63,07,341	42,12,941	19,73,051	61,85,992	2,19,19,925	2,01,21,349
12	Library Books									
	MHRD Grants(Note 5) -Upto 31.3.2004	10%	21,74,54,570		21,74,54,570	21,74,54,570	0	21,74,54,570	0	0
	MHRD Purchase after 1.4.2004	10%	20,49,37,153	32,25,959	20,81,63,112	12,88,13,517	2,08,16,311	14,96,29,828	7,61,23,636	5,85,33,284
	CPDA A/c	10%	17,230		17,230	11,686	1,723	13,409	5,544	3,821
	Gift/Donation	10%	21,91,425		21,91,425	0	2,19,143	2,19,143	21,91,425	19,72,282
	UOP Funds	10%	22,31,849		22,31,849	13,16,792	2,23,185	15,39,977	9,15,057	6,91,872
13	Technical Journals									
	MHRD Grants -2014-15 onwards	10%	2,10,68,679	1,12,91,139	3,23,59,818	50,84,965	32,35,982	83,20,947	1,59,83,714	2,40,38,871
	MHRD Grants (Upto 2013-14)	10%	11,22,64,148		11,22,64,148	6,59,49,466	1,12,26,415	7,71,75,881	4,63,14,682	3,50,88,267
14	Hospital Equipments									
	MHRD Grants	4.75%	1,46,53,589		1,46,53,589	89,72,844	6,96,045	96,68,889	56,80,745	49,84,700
15	Fire Fighting Equipment									
	MHRD Grant	4.75%	11,47,212		11,47,212	11,47,212	0	11,47,212	0	0
16	MHRD Hostel Utensils/Furnitures etc	4.75%	27,08,835		27,08,835	20,47,155	1,28,670	21,75,825	6,61,680	5,33,010
	Total Tangible Assets (A)		1702,96,44,275	263,76,76,501	1963,95,81,623	532,29,60,579	62,26,06,850	592,03,31,120	1170,66,83,696	1371,92,50,503
	B. Intangible Assets									
	MHRD Grants E-Journals	40%	93,30,78,791	15,00,10,842	108,30,89,633	87,06,28,633	12,24,54,495	99,30,83,128	6,24,50,158	9,00,06,595

S. No.	Description	Dep. Rate	GROSS BLOCK		DEPRECIATION			NET BLOCK	
			As at 01.04.2018	Additions 2018-19	As at 31.3.2019	upto 31.03.2018	for 2018-19	upto 31.03.2019	As at 01.04.2018
	MHRD Purchase of Software	40%	30,93,232	19,67,960	50,61,192	12,37,293	20,24,477	18,55,939	17,99,422
	MHRD E-Books	40%	1,73,90,258	1,01,00,225	2,74,90,483	1,28,88,484	85,41,864	45,01,774	60,60,135
	Patents	9 Years	1,38,18,380	2,89,800	1,41,08,180	80,47,932	11,58,215	57,70,448	49,02,033
	Total Intangible Assets (B)		96,73,80,661	16,23,68,827	112,97,49,488	89,28,02,342	13,41,79,051	7,45,78,319	10,27,68,095
	Total Assets (A)+(B)		1799,70,24,936	280,00,45,328	2076,93,31,111	621,57,62,921	75,67,85,901	1178,12,62,015	1382,20,18,598
	C. CAPITAL WORK-IN-PROCESS								
	Op. Balance as on 1.4.2018		194,20,22,675		194,20,22,675				
	Additions during 2018-19		24,00,07,797		24,00,07,797				
	Deposit works done (WIP)		30,56,58,654						
	Transfer to Fixed Assets		243,96,60,640		243,96,60,640				
	CWIP Total (C)		4,80,28,486						4,80,28,486
	Grand Total (A+B+C)								1387,00,47,084
	Note:1. Assets procured out of Project/sponsors funds deleted as advised by Audit party during 2011-12 Certification Audit.								
	Note:2. Depreciation in respect of assets procured out of MHRD grants Rs. 73,41,07,054 charged to I&E A/c of the Institute.								
	Note:3. Depreciation in respect of assets procured out of other funds Rs. 2,26,78,847 directly reduced from Capital Fund in B/s.								
	Note 4: In respect of Books Purchased prior to 2013-14 entire Purchase amount was written- off since 10 years completed.								
	Note 5: From 2014-15 Softwares accounted separately as the rate of depreciation prescribed by MHRD is difference from that of computers.								

Note : 6 CPWD Advance Workings	
Opening balance as on 01.04.2018	31,81,81,728
Receipts for the year 2018-19	4,23,30,173
Miscellaneous receipts	2,96,698
Refund of advance received for completed work	3,33,00,000
Total available	32,75,08,599
Value of work completed during 2018-19	30,56,58,654
Balance advance pending with CPWD	2,18,49,945
Note :7 Ebooks, Journals & Periodicals Ledger	
Books	
E-Books	1,01,00,225
Print books	32,25,959
E-Journals	16,69,19,474
Print Journals	0
Total	18,02,45,658
Capitalisation	
2017-18 Prepaid	11,17,93,354
2018-19 Prepaid	11,74,10,847
Total to be Capitalized	16,13,01,981
Print Version	1,12,91,139
eVersion	15,00,10,842


 Dy. Registrar (F&A)

INDIAN INSTITUTE OF TECHNOLOGY MADRAS
SCHEDULE - 4C - INTANGIBLE ASSETS

Amount in Rupees

S. No.	Asset Heads	Dep. Rate	GROSS BLOCK				DEPRECIATION BLOCK				NET BLOCK	
			Op. bal 01.04.2018	Additions 2018-19	Deductions 2018-19	Closing Bal. 31.3.2019	Depreciation/ Amortization openg balance	Depreciation/ Amortization for the year	Deductions/ Adjustment	Total Depreciation/ Amortization	As at 01.04.2018	As at 31.03.2019
1	E-Journals	40%	93,30,78,791	15,00,10,842	0	108,30,89,633	87,06,28,633	12,24,54,495	0	99,30,83,128	6,24,50,158	9,00,06,505
2	Computer Software	40%	30,93,232	19,67,960	0	50,61,192	12,37,293	20,24,477	0	32,61,770	18,55,939	17,99,422
3	E-Books	40%	1,73,90,258	1,01,00,225	0	2,74,90,483	1,28,88,484	85,41,864	0	2,14,30,348	45,01,774	60,60,135
4	Patents	9 Yrs	1,38,18,380	2,89,800	0	1,41,08,180	80,47,932	11,58,215	0	92,06,147	57,70,448	49,02,033
	Total		96,73,80,661	16,23,68,827	0	112,97,49,488	89,28,02,342	13,41,79,051	0	102,69,81,393	7,45,78,319	10,27,68,095

R. S. K.
Dy. Registrar(F&A)

INDIAN INSTITUTE OF TECHNOLOGY MADRAS

SCHEDULE - 5 - SUMMARY OF CASH, BANK, INVESTMENT BALANCES AS ON 31-03-2019

Bank	Account	Acct. Type	Account No.	Cash	Bank	Investments	Total Bank Bal.
SBI	Corpus Fund (Rupee A/c)	Savings	10620825321		29,11,28,873	213,96,26,543	243,07,55,416
Axis	Corpus Fund (Rupee A/c)	Savings	006010100894074		19,60,22,241		19,60,22,241
HDFC	Corpus Fund (Rupee A/c)	Savings	50100192676164		2,20,35,101		2,20,35,101
Axis	Corpus Fund (FC A/c)	Savings	006011000871020		1,12,072		1,12,072
SBI	Endowment A/c	Savings	30357858595		7,33,01,147	104,33,24,797	111,66,25,944
HDFC	Endowment A/c	Savings	50100192676164		1,51,77,116		1,51,77,116
SBI	Main Account A A/c	Savings	10620824305	13,600	92,79,90,027		92,79,90,027
CB	Main Account A A/c	Current	2722201000001		16,27,193		16,27,193
SBI	CSIR/External Scholars (D A/c)	Current	10620822273		4,98,956	1,64,79,538	1,69,78,494
SBI	IITM Tuition Fees A/c	Savings	30056243638		1,06,875		1,06,875
SBI	IIT Imprest Holding A/c	Savings	30779748967		3,59,298		3,59,298
SBI	IITM Tuition Fees I collect A/c	Current	31785918084		63,547		63,547
CB	Project - Canara Bank Non-PFMS	Savings	2722101001741		35,78,51,666	201,74,00,000	237,52,51,666
CB	Project - Canara Bank - ISROH	Savings	2722101003872		5,17,18,773	180,61,92,124	185,79,10,897
CB	Project - Canara Bank - PFMS	Savings	2722101006150		27,44,66,662	150,00,00,000	177,44,66,662
CB	Project - Canara Bank Research Fund	Savings	2722101012117		58,867	100,00,00,000	100,00,58,867
CB	Project - Canara Bank - Consultancy	Savings	2722101016162		9,48,79,508	15,00,00,000	24,48,79,508
HDFC	Project - HDFC Bank	Savings	50100240603650		2,21,433		2,21,433
SBI	Project - State bank of India	Current	10620822284		3,93,502	5,95,26,126	5,99,19,628
SBI	CCE A/c	Savings	10620822295		2,84,96,771	16,51,71,328	19,36,68,099
HDFC	CCE A/c	Savings	50100192676164		9,67,323		9,67,323
SBI	Swimming Pool Account	Current	10620822636		44,43,706	71,20,228	1,15,63,934
CB	Personal Contingency Fund	Savings	2722101001742		1,39,31,118	18,60,00,000	19,99,31,118
CB	Research Management Fund A/c	Savings	2722101008484		1,33,57,639	9,65,00,000	10,98,57,639
CB	Uchhatar Avishkar Yojana Scheme	Savings	2722101012915		8,28,43,263		8,28,43,263
CB	Swachhta action plan	Savings	2722101016166		3,15,947		3,15,947
	Total			13,600	245,23,68,624	1018,73,40,684	1263,97,09,308

P.v.k
Dy. Registrar(F&A)

INDIAN INSTITUTE OF TECHNOLOGY MADRAS

SCHEDULE - 6 - DETAILS OF INVESTMENT UNDER EARMARKED FUNDS AS ON 31-03-2019

FD Investment as on 31-03-2019 - Corpus

Name of the Bank	Amount	Date of Investment	Date of Maturity	Period of Investment	Rate of Interest	Maturity Value	Deposit Account No.	Source of Funds
HDFC BANK	5,91,59,767	04-05-2017	04-05-2019	24 Months	5.95% MV	6,65,77,396	50300091650437	Corpus A/c
Total	5,91,59,767							

Mutual Fund Investment as on 31-03-2019 - Corpus - Thru SBI CAP

Investment Company	Amount	Invest.Date	FDR / Folio No.	Batch No	Source of Funds
Axis Long Term Equity Fund - Dir- Growth	3,07,19,479	22-02-2019	90516995601	4th Batch	Corpus A/c
Axis Long Term Equity Fund - Dir- Growth	1,44,17,978	22-02-2019	90516995601	4th Batch	Corpus A/c
Birla SL Tax Relief 96 (G)	2,25,00,000	13-05-2015	1017037433	1st Batch	Corpus A/c
Franklin India Taxshield - Dir - Growth Option	2,94,09,108	22-02-2019	193111130	4th Batch	Corpus A/c
Birla Sun Life Tax Plan (G)	2,25,00,000	13-05-2015	1017037434	1st Batch	Corpus A/c
ICICI Prudential Long Term Equity Fund (Tax Saving) -Dir- Growth	2,92,48,063	22-02-2019	7502625/05	4th Batch	Corpus A/c
IDBI Nifty Index Fund - Dir - Growth Option	1,70,99,342	22-02-2019	3051706541	4th Batch	Corpus A/c
Total	16,58,93,969				

Equity & Govt. Bonds, MFs Investment thru India Life Capital as on 31-03-2019 - Corpus

Investment Instruments	Amount	Bond Ledger A/c / ISIN / Folio No.	Investment Date
8.00% GOI Savings Taxable Bond 2023 (HDFC) - 01.08.2023 - Interest-Half yearly	12,00,00,000	TBH51060205417	02-08-2017
8.20% Power Finance Corporation Ltd. 2025-10.03.2025, Interest-10th March	3,86,61,300	INE134E08GY3	31-07-2017
8.11% Rural Electrification Corporation Limited (REC Ltd.) 2025-07.10.2025, Interest-31st October	3,77,71,200	INE020B08963	31-07-2017
SBI Dynamic Bond Fund- Direct Plan - Growth Option	75,00,000	14145140	28-07-2017
SBI Premier Liquid Fund- Direct Growth - switched to SBI Dynamic Bond Fund- Direct Plan - Growth Option	2,26,05,147	14145140	28-07-2017
IDFC Dynamic Bond Fund - Direct Plan - Growth Option	75,00,000	1651294/05	28-07-2017
IDFC Cash Fund - Direct Growth - switched to IDFC Dynamic Bond Fund - Direct Plan - Growth Option	2,26,04,910	1651294/05	28-07-2017
SBI Dynamic Bond Fund- Direct Plan - Growth Option-50L, Switched from SBI Premier Liquid Fund-Direct Growth-150L	2,00,00,000	14145140	06-09-2017

IDFC Dynamic Bond Fund - Direct Plan - Growth Option-50L, Switched from Cash Fund-Direct Growth	2,00,00,000	1651294/05	06-09-2017
8.00% GOI Savings Taxable Bond 2023 (SBI)- 08.09.2023, Interest-Half yearly	8,30,00,000	SBI151008006	08-09-2017
8.15% Bajaj Finance Ltd., 2027-22.06.2027, Interest-22nd June	1,50,27,000	INE296A08847	05-10-2017
8.15% Bajaj Finance Ltd 2027 - 22.06.2027, Interest- 22nd June	5,30,00,000	INE296A08847	30-10-2017
8.00% GOI Savings Taxable Bond 2023 (IDBI) - 01.11.2023 - Interest - 1st Feb & 1st Aug	5,00,00,000	TBIDB531151577	01-11-2017
8.45% Bajaj Finance Ltd., 2026 - 29.09.2026, Interest-29th Sept.	9,77,85,700	INE296A08805	08-01-2018
8.21% Harvana SDL Special-SLR - 31 Mar 2025 - Interest 30th Sep & 31st Mar	14,46,27,150	IN1620150178	15-01-2018
8.15% Tamil Nadu SDL - 09-May-2018 - 09-Nov/09-May Half yearly	7,07,18,400	IN3120180036	20-08-2018
7.85% Power Finance Corporation Ltd., 03-Apr-2028 - 03-Oct/03-Apr Half yearly	13,46,24,000	INE134E08JP5	20-08-2018
8.95% India InfraDebt Ltd., - 30.08.2023, Int.30-Aug, Annually	14,00,00,000	INE537P07448	03-09-2018
8.05% Tamil Nadu State Development Loan - 18-Apr-2028, Int. 18-Oct / 18-Apr Half yearly	2,91,48,000	IN3120180010	19-11-2018
SBI Liquid fund Direct plan	80,00,00,000		29-03-2019
Total	191,45,72,807		
Total - Corpus	213,96,26,543		

Mutual Fund Investment as on 31-03-2019 - Endowment - thru SBI CAP

Investment Company	Amount	Invest.Date	FDR / Folio No.	Batch No	Source of Funds
SBI Credit Risk Fund Regular Plan - Dir - Growth	5,60,40,746	22-02-2019	14145140	4th Batch	Endowment A/c
Reliance Tax Saver (ELSS) - Dir - Growth Option	1,19,53,680	22-02-2019	402149954967	4th Batch	Endowment A/c
BNP Paribas Long Term Equity Fund(ELSS)- Dir-Growth	1,25,29,786	22-02-2019	900000467081	4th Batch	Endowment A/c
Franklin India Taxshield - Dir - Growth Option	1,35,59,875	22-02-2019	19311130	4th Batch	Endowment A/c
IDBI Nifty Index Fund - Dir - Growth Option	1,37,44,051	22-02-2019	3051706541	4th Batch	Endowment A/c
HDFC Index Fund-Sensex Plan(PA) - Dir-Growth Option	1,76,88,238	22-02-2019	9996131/30	4th Batch	Endowment A/c
HDFC Index Fund-Sensex Plan(PA) - Dir-Growth Option	1,48,20,082	22-02-2019	9996131/30	4th Batch	Endowment A/c
Birla SL Tax Relief 96 (G)	1,12,50,000	21-07-2015	1017037433	2nd Batch	Endowment A/c
SBI Liquid fund, direct plan - Growth option	2,13,75,200	29-03-2019			
Total	17,29,61,658				

Equity & Govt. Bonds, MFs Investment thru India Life Capital as on 31-03-2019 - Endowment				
Investment Instruments	Amount	Bond Ledger A/c / ISIN / Folio No.	Investment execution date	
8.00% GOI Savings Taxable Bond 2023 (HDFC) - 01.08.2023, Interest-Half yearly	15,20,00,000	TBHS1060205417	02-08-2017	
8.20% Power Finance Corporation Ltd. 2025 - 10.03.2025, Interest-10th March	4,17,96,000	INE134E08GY3	31-07-2017	
8.11% Rural Electrification Corporation Limited (REC Ltd.) 2025 - 07.10.2025, Interest-31st October	4,19,68,000	INE020B08963	31-07-2017	
Kotak Select Focus Fund, Direct Plan - Dividend Payout Option	38,00,000	4372018/92	31-07-2017	
KOTAK LIQUID - Direct Growth - switched to Kotak Select Focus Fund, Direct Plan - Dividend Payout Option	1,14,44,142	4367772/26	31-07-2017	
SBI Blue Chip Fund, Direct Plan - Dividend Payout Option	38,00,000	14145140	31-07-2017	
SBI Premier Liquid Fund- Direct Growth - switched to SBI Blue Chip Fund, Direct Plan - Dividend Payout Option	1,14,00,000	14145140	31-07-2017	
Birla Sun Life Frontline Equity Fund, Direct Plan - Dividend Payout Option	38,00,000	1017037433	31-07-2017	
Birla Sun Life Cash Plus Direct Growth - switched to Birla Sun Life Frontline Equity Fund, Direct Plan - Dividend Payout Option	1,14,38,880	1017037433	31-07-2017	
UTI Nifty Index Fund, Direct Plan - Dividend Payout Option	1,15,00,000	517288159553	31-07-2017	
UTI Liquid Cash Plan -Direct Growth - switched to UTI Nifty Index Fund, Direct Plan - Dividend Payout Option	3,46,29,710	517288159553	31-07-2017	
SBI Dynamic Bond Fund-30L, Switched from SBI Premier Liquid Fund-Direct Plan-90L	1,20,23,384	14145140	06-09-2017	
Kotak Select Focus Fund, Direct Plan - Dividend Option-10L, Switched from Kotak Liquid Fund Direct Plan-30L	40,00,000	4367772/26	06-09-2017	
SBI Blue Chip Fund, Direct Plan - Dividend Option-10L, Switched from SBI Premier Liquid Fund, Direct Plan-30L	40,00,000	14145140	06-09-2017	
Birla Sun Life Frontline Equity Fund, Direct Plan - Dividend Payout Option-10L, Switched from Birla Sun Life Cash Plus Direct Growth-30L	40,00,000	1017037433	06-09-2017	
UTI Nifty Index Fund, Direct Plan - Dividend Payout Option- 25L, Switched from UTI Liquid Cash Plan-Direct Growth-75L	1,00,00,000	517288159553	06-09-2017	
8.00% GOI Savings Taxable Bond 2023 (SBI)-08.09.2023, Interest-Half yearly	8,40,41,323	SB1151008005	08-09-2017	
8.15% Bajaj Finance Ltd., 2027-22.06.2027, Interest-22nd June	2,00,36,000	INE296A08847	05-10-2017	
8.15% Bajaj Finance Ltd 2027 - 22.06.2027, Interest-22nd June	4,00,00,000	INE296A08847	30-10-2017	

Kotak Select Focus Fund, Direct Plan - Dividend Payout Option	65,00,000	4367772/26	30-10-2017
SBI Blue Chip Fund, Direct Plan - Dividend Payout Option	65,00,000	14145140	30-10-2017
8.00% GOI Savings Taxable Bond 2023 (DBI) - Interest - 01st Feb & 1st Aug - Half yearly	3,00,00,000	TBIDB531151576	01-11-2017
8.45% Bejaji Finance Ltd., 2026 - 29.09.2026, Interest-29th Sept.	4,83,88,800	INE296A08805	08-01-2018
8.21% Haryana SDL Special-SLR - 31 Mar 2025 - Interest 30th Sep & 31st March - Half yearly	2,96,40,900	IN1620150178	15-01-2018
7.85% Power Finance Corporation Ltd. 03-Apr-2028, 03-Oct/03-Apr Half yearly	3,36,56,000	INE134E08JP5	
SBI Liquid Fund, direct plan - Growth option	17,50,00,000	IN3120180010	20-11-2018
8.95% India Infra Debt limited - 30 Aug 2023 - INE537P07448	3,50,00,000	INE537P07448	03-09-2018
Total	87,03,63,139		
Total - Endowment	104,33,24,797		

FD Investment as on 31-03-2019 - CCE

Name of the Bank	Amount	Date of Investment	Date of Maturity	Period of Investment	Rate of Interest	Maturity Value	Deposit Account No.	Source of Funds
CITY UNION BANK	1,63,56,198	06-09-2018	06-09-2019	1 Year	7.10% MV	1,75,48,775	500707110022055	CCE A/c
STATE BANK OF INDIA	1,46,68,882	27-09-2018	27-09-2019	1 Year	6.70% MV	1,56,76,667	33363556981	CCE A/c
Total	3,10,25,080							

Mutual Fund Investment as on 31-03-2019 - CCE - thru SBI CAP

Investment Company	Amount	Invest Date	FDR / Folio No.	Batch No	Source of Funds
BNP Paribas Long Term Equity Fund(ELSS) - Direct - Growth	2,70,03,688	22-02-2019	900000467081	4th Batch	CCE Funds
Birla Sun Life Tax Plan (G)	1,12,50,000	21-07-2015	1017037434	2nd Batch	CCE Funds
Total	3,82,53,688				

Equity & Govt. Bonds, MFs Investment thru India Life Capital as on 31-03-2019 - CCE				
Investment Instruments	Amount	Bond Ledger A/c / ISIN / Folio No.	Settlement Date	
SBI Dynamic Bond Fund-12.50L, Switched from SBI Premier Liquid Fund-Direct Growth-37.50L	50,09,067	14145140	06-09-2017	
IDFC Dynamic Bond Fund-12.50L, IDFC Cash Fund-Direct Growth-37.50L	50,09,053	1651294/05	06-09-2017	
8.00% GOI Savings Taxable Bond 2023 (SBI)-08.09.2023, Interest-Half yearly	2,50,00,000	SBI151008007	08-09-2017	
8.05% Tamil Nadu State Development Loan - 18-Apr-2028, Half yearly 18-Oct / 18-Apr	8,74,440	IN3120180010	09-11-2018	
SBI Liquid fund, direct plan - Growth option	6,00,00,000		29-03-2019	
Total	9,58,92,560			

Total - CCE	16,51,71,328
--------------------	---------------------

FD Investment as on 31-03-2019 - Swimming pool

Name of the Bank	Amount	Date of Investment	Date of Maturity	Period of Investment	Rate of Interest	Maturity Value	Deposit Account No.	Source of Funds
State Bank of India	20,00,262	04-06-2018	04-06-2020	2 Years	6.65%	22,82,302	32362976266	Swimming pool
Canara Bank	11,91,273	13-07-2018	13-07-2020	2 Years	6.20%	13,47,259	2722401007644	Swimming pool
Canara Bank	3,90,571	13-10-2017	02-04-2019	555 days	6.35%	4,29,841	2722413000059	Swimming pool
State Bank of India	5,80,034	03-11-2017	03-11-2019	2 Years	6.00%	6,53,404	35321633859	Swimming pool
State Bank of India	26,93,637	23-09-2018	23-09-2019	1 Year	6.70%	28,78,696	35243292189	Swimming pool
ICICI Bank	2,64,451	30-09-2018	30-09-2019	1 Year	6.75%	2,82,758	115575062	Swimming pool
Total-Swimming pool	71,20,228							

R. J.
Dy. Registrar(F&A)

INDIAN INSTITUTE OF TECHNOLOGY MADRAS		
SCHEDULE - 7 - CURRENT ASSETS		
Particulars	Current Year 2018-19	Previous Year 2017-18
SCHEDULE - 7 Current Assets		
A. Current Assets:		
1. Inventories		
a) Stamps on hand	3,68,227	3,70,139
Total 1	3,68,227	3,70,139
2. Sundry Debtors		
a) Debts outstanding for a period exceeding six months	0	0
b) Others	0	0
Total 2	0	0
3. Cash in hand (Including cheques/drafts and TA/imprest)		
a) Institute Main account	13,600	24,030
b) Imprest		0
c) POS balance (Security)	2,07,720	7,83,955
d) Temporary Advance	1,00,000	0
Total 3	3,21,320	8,07,985
4. Bank Balances:		
a) With Scheduled Banks		
In Current Accounts	70,26,904	1,36,85,004
In Savings Accounts	244,53,41,720	279,18,31,674
b) With non-Scheduled Banks		
	0	0
Total 4	245,23,68,624	280,55,16,678
Total	245,30,58,171	280,66,94,802


 Dy. Registrar(F&A)

INDIAN INSTITUTE OF TECHNOLOGY MADRAS		
SCHEDULE - 8 - LOANS, ADVANCES & DEPOSITS		
Particulars	Current Year 2018-19	Previous Year 2017-18
1. Long term advances to employees (Interest bearing)		
Conveyance Advance/PC Advance/House Building advance	6,69,215	12,35,796
2. Adv/other amts. Recov.in cash/ kind/ for value to be recd.		
Advance Payments to CPWD	2,18,49,945	31,81,81,728
Secured Advance - LC	23,19,41,799	96,37,384
CPDA Advance	3,00,000	0
Advance paid to Symposia & Conference-Foreign	12,91,000	0
Leave salary and Pension Contribution receivable	51,50,967	0
Avance paid to supplier receivable from IC&SR	4,38,00,000	0
Miscellaneous Advance	37,97,872	37,97,872
Loan to IC & SR	82,60,093	82,60,093
Amt. due to be colleted towards Service Tax	0	13,09,354
Due from Staff members towards GTIS Scheme	1,37,49,677	1,09,07,762
Claims receivable: Due from Endowment A/c	2,38,21,432	3,97,07,709
Due from D A/c	4,30,267	73,41,496
3. TDS Due from Income Tax Department:		
TDS deducted (FY 2009-10 to 13-14) (FY 2012-13 already received in August 2015)	43,77,546	43,96,641
TDS deducted (FY 14-15)	36,63,040	36,63,040
TDS deducted (FY 15-16)	36,58,730	36,58,730
TDS deducted (FY 16-17)	48,84,480	42,40,896
TDS deducted (FY 17-18)	1,40,76,730	1,30,06,059
TDS deducted (FY 18-19)	1,57,88,608	0
TDS on Contractors	0	51,175
4. Prepaid Expenses		
Prepaid Subscription to Journals& E journals/Data Base	11,74,10,847	11,17,93,354
Prepaid Amount -Inst. A/c Non Plan		0
Prepaid Staff Med. Insurance premium-Corpus A/c	1,23,60,463	1,41,18,700

Particulars	Current Year 2018-19	Previous Year 2017-18
Current year Prepaid expenses	19,26,535	0
5. Deposits		
Deposit with TNEB	4,12,66,511	4,31,96,945
Security Deposit with CMDA	5,25,30,000	5,25,30,000
Telephone Deposit	10,000	10,000
Deposit with Gayathri Auto services	10,000	10,000
Airport Authority of India (Customs Duty)	13,80,718	15,66,551
Balmer Lawrie	10,00,000	10,00,000
6. Income accrued:		
Licence fee, Water, Electricity, Service charge, etc.	17,50,29,732	21,53,60,505
7. On investments from Earmarked/Endowment funds:		
Corpus fund	5,99,078	2,21,79,226
Swimming Pool Account	3,76,197	3,43,159
CCE A/c	9,63,765	16,39,157
Endowment A/c	1,49,24,774	1,51,23,334
RMF A/c	29,54,653	18,83,017
PCF A/c	85,25,402	57,37,872
Project and RF A/c	18,32,55,791	15,53,92,959
Uchhatar Avishkar Yojana Scheme	0	0
8. Other - Current assets receivable from MHRD		
Due from MHRD - Plan Funds (Moved to Schedule 3)	0	0
Grants receivable from MHRD	0	0
Total	101,60,35,867	107,12,80,514


Dy. Registrar(F&A)



**SCHEDULES FORMING PART OF
INCOME AND EXPENDITURE ACCOUNT
(SCHEDULES 9 to 22)**

INDIAN INSTITUTE OF TECHNOLOGY MADRAS		
SCHEDULE - 9 ACADEMIC RECEIPTS		
Particulars	Current Year 2018-19	Previous Year 2017-18
FEES FROM STUDENTS		
Academic		
1. Tuition fees	27,89,48,594	26,49,98,162
2. Admission fees/Enrolment/Registration fees	48,14,300	41,83,600
3. Laboratory fees/Modernization fees	11,75,000	8,92,500
Total (a)	28,49,37,894	27,00,74,262
Examinations		
1. Examination fees	64,17,475	53,17,863
2. Mark Sheet, certificate fees	4,250	2,000
3. Entrance examination fees	15,70,00,861	25,05,66,487
Total (b)	16,34,22,586	25,58,86,350
Other fees		
1. Identity card fees	16,500	17,000
2. Fine/Miscellaneous fees	0	500
3. Students Medical Insurance	1,92,94,914	1,27,77,750
4. Establishment A Charges	9,23,58,000	3,80,25,000
5. Students wellness Fee	19,44,450	14,19,750
6. Medical fees	1,26,64,650	81,43,500
Total (c)	12,62,78,514	6,03,83,500
Sale of Publications		
1. Sale of Admission forms	86,24,078	50,96,233
Total (d)	86,24,078	50,96,233
Other Academic Receipts		
1. Gymkhana fees	2,31,22,500	1,63,52,950
2. Convocation Gown Hire charges	4,98,900	2,61,600
3. Summer/Short Term Course fees	9,83,000	9,17,851
4. Migration certificate	42,975	26,500
5. Certificate Verification	9,41,096	8,67,839
6. MBA Other fees	23,50,000	17,85,000
Total (e)	2,79,38,471	2,02,11,740
Grand Total (A+B+C+D+E)	61,12,01,543	61,16,52,085


 Dy. Registrar(F&A)

INDIAN INSTITUTE OF TECHNOLOGY MADRAS

SCHEDULE - 10 - GRANTS/SUBSIDIES (IRREVOCABLE GRANTS RECEIVED)

Particulars	Capital (OH-35)				Revenue (OH-36 and OH-31)	
	Govt of India (MHRD)	UGC		Total (OH-35)	Govt of India (MHRD)	
		Capital (OH-35)	Specific Schemes		Current Year 2018-19	Previous Year 2017-18
Balance B/F	84,44,939	0	0	84,44,939	-23,76,63,898	-6,52,72,325
Add: Receipts during the year	76,71,00,000	0	0	76,71,00,000	508,89,00,000	434,20,00,000
Total	77,55,44,939	0	0	77,55,44,939	485,12,36,102	427,67,27,675
Less: Refund to MHRD	0	0	0	0	0	0
Balance	77,55,44,939	0	0	77,55,44,939	485,12,36,102	427,67,27,675
Less: Utilised for Capital expenditure (A)	58,87,75,399	0	0	58,87,75,399	1,41,05,641	1,12,53,131
Balance	18,67,69,540	0	0	18,67,69,540	483,71,30,461	426,54,74,544
Less: Utilised for Revenue expenditure (B)	0	0	0	0	573,36,73,748	530,07,42,777
Balance C/F (C)	18,67,69,540	0	0	18,67,69,540	-89,65,43,287	-1,03,52,68,233
Less:- Amount adjusted against income Generated by Institute					81,75,46,955	79,76,04,335
Contribution returned to Institute					0	0
Net Overall Deficit/surplus after adjusting Income				18,67,69,540	-7,89,96,332	-23,76,63,898

Workings for Non-Plan Grant Balance:-

Particulars	(OH-31)			Total (OH-36 & OH-31)
	(OH-36) Salary	Pension	Non-Salary-Non-Pension	
Opening Balance as on 1.4.2018	22,77,29,737	-1,06,55,09,354	60,01,15,719	-23,76,63,898
Grant received in 2018-19	238,03,00,000	223,88,62,093	46,97,37,907	508,89,00,000
Total Available	260,80,29,737	117,33,52,739	106,98,53,626	485,12,36,102
Expenditure during the year 2018-19	212,06,87,764	117,43,02,933	245,27,88,692	574,77,79,389
Balance	48,73,41,973	-9,50,194	-1,38,29,35,066	-89,65,43,287
Income Generated during the year 2018-19	0	0	81,75,46,955	81,75,46,955
Deficit / Surplus	48,73,41,973	-9,50,194	-56,53,88,111	-7,89,96,332

R.v.v.
Dy. Registrar(F&A)

INDIAN INSTITUTE OF TECHNOLOGY MADRAS				
SCHEDULE - 11 - INCOME FROM INVESTMENTS				
Particulars	Earmarked/Endowment funds		Other Investments	
	Current Year 2018-19	Previous Year 2017-18	Current Year 2018-19	Previous Year 2017-18
1. Interest				
a. On Government Securities	0	0	0	0
b. Other Bonds/Debentures	0	0	0	0
2. Interest on Term Deposits/SB Account	88,74,70,860	46,23,58,817	1,94,77,428	2,82,06,458
3. Income accrued but not due on Term Deposits/Interest bearing advances to employees	21,15,99,660	20,22,98,724	0	0
4. Others (Specify) Interest on TNEB Deposit	0	0		
Total	109,90,70,520	66,46,57,541	1,94,77,428	2,82,06,458
Trd. To respective Earmarked/Endowment funds	0	0	0	0
Balance	0	0	0	0


Details of Income from Investments		
Particulars	2018-19	2017-18
CCE A/c Investments	2,39,02,119	1,17,17,595
Corpus Fund-Rupee Account	26,15,09,300	6,52,58,214
Corpus Fund-FC A/c	3,838	3,62,462
Endowment Account	12,58,94,454	6,19,19,350
CSIR/Other Scholarship	8,37,516	6,31,022
PCF A/c	6,40,692	14,72,937
Project and RF A/c	46,61,26,377	31,77,69,187
Research Management Fund a/c	0	0
Swachhta Action Plan A/c	52,448	1,25,533
Swimming Pool A/c	6,25,300	6,57,017
Uchhatar Avishkar Yojana Scheme	78,78,816	24,45,500
Total	88,74,70,860	46,23,58,817
Interest Accrued as on 31st March, 2019		
CCE A/c Investments	9,63,765	16,39,157
Corpus A/c	5,99,078	2,21,79,226
Endowment a/c	1,49,24,774	1,51,23,334
PCF A/c	85,25,402	57,37,872
Project and RF A/c	18,32,55,791	15,53,92,959
RMF A/c	29,54,653	18,83,017
Swimming Pool A/c	3,76,197	3,43,159
Uchhatar Avishkar Yojana Scheme	0	0
Total amount of Interest Accrued	21,15,99,660	20,22,98,724

Dy. Registrar(F&A)

INDIAN INSTITUTE OF TECHNOLOGY MADRAS		
SCHEDULE - 12 - INTEREST EARNED		
Particulars	Current Year 2018-19	Pervious Year 2017-18
1. On Savings Accounts with Scheduled banks	0	0
2. On Loans		
a. Employees/Staff	1,60,262	2,44,569
b. Others	0	0
3. On Debtors and other receivables	0	0
Total	1,60,262	2,44,569

Note:

1. The amount against Item 1, in respect of Bank Accounts of earmarked/endowment funds is dealt with in Schedule 11 (First Part) and Schedule 2
2. Item 2(a) is applicable only if revolving funds have not been constituted for such advances.


Dy. Registrar(F&A)

INDIAN INSTITUTE OF TECHNOLOGY MADRAS		
SCHEDULE - 13 - OTHER INCOME		
Particulars	Current Year 2018-19	Previous Year 2017-18
A. INCOME FROM LAND & BUILDINGS:		
1. Hostel Seat Rent/Maintenance of fans,electricity,water,etc.,	8,64,08,125	7,44,10,749
2. License fees	3,14,56,176	3,05,13,451
3. Electricity charges recovered	2,41,46,429	2,00,09,833
4. Water charges recovered	1,39,22,168	70,80,279
5. Service Charges	9,93,633	1,52,616
6. Guest House Lodging charges	1,07,62,533	94,29,605
Total	16,76,89,064	14,15,96,533
B. SALE OF INSTTITUTE'S PUBLICATIONS:		
C. INCOME FROM HOLDING EVENTS:		
D. OTHERS:		
1. Sale of application form (Recruitment)	0	13,250
2. Miscellaneous receipts	64,68,754	49,91,610
3. Profit on sale of Scrap/Obsolete items	27,77,920	41,30,070
4. Sale of Tender documents	0	6,553
5. Library receipts	10,52,715	11,36,308
6. Security Collection	9,05,552	0
7. Hospital Collection	19,83,948	0
8. Staff Medical Facility	32,96,279	32,76,045
9. Telephone charges	4,61,336	7,09,085
10. Transcript charges	20,72,154	16,41,769
Total	1,90,18,658	1,59,04,690
Grand Total (A+B+C+D)	18,67,07,722	15,75,01,223


Dy. Registrar(F&A)

INDIAN INSTITUTE OF TECHNOLOGY MADRAS

SCHEDULE - 15 - STAFF PAYMENTS & BENEFITS (ESTABLISHMENT EXPENSES)

Particulars	Current Year 2018-19			Previous Year 2017-18		
	Plan	Non Plan	Total	Plan	Non Plan	Total
a. Salaries, wages, Allowances and bonus	0	191,70,36,547	191,70,36,547	0	221,26,81,836	221,26,81,836
b. Outsourcing Staff expenses towards salary	0	14,25,42,863	14,25,42,863	0	15,80,58,604	15,80,58,604
c. Part Time Lecturers	0	5,43,000	5,43,000	0	4,54,000	4,54,000
d. Part Time Medical officers	0	1,01,78,470	1,01,78,470	0	1,00,60,220	1,00,60,220
e. Retirement and terminal benefits(as per Sch.15 A)	0	117,15,24,253	117,15,24,253	0	491,71,21,627	491,71,21,627
f. LTC facility-Payment of fare+EL Encashment	0	3,24,52,284	3,24,52,284	0	1,72,12,704	1,72,12,704
g. Medical facility	0	0	0	0	3,94,33,171	3,94,33,171
h. Children Education Allowance	0	96,56,643	96,56,643	0	43,43,119	43,43,119
i. Others:						
a. Remuneration to Examiners	0	1,72,06,100	1,72,06,100	0	1,11,97,154	1,11,97,154
Total		330,11,40,160	330,11,40,160	0	737,05,62,435	737,05,62,435
Addl. Provision made during the current year 2018-19 for Gratuity/EL Encashment/Pension Liability as per Actuarial valuation Report Rs.						
						106,34,63,474

P. S. V.

Dy. Registrar(F&A)

INDIAN INSTITUTE OF TECHNOLOGY MADRAS

SCHEDULE 15A - EMPLOYEES RETIREMENT AND TERMINAL BENEFITS


	Pension	Gratuity	Leave Encashment	Total
Opening Balance as on 1.4.2018	1230,60,70,007	80,05,08,328	106,64,18,426	1417,29,96,761
Add: Capitalized value of contributions				
Recd. From other organisations	91,98,753	0	0	91,98,753
Total (a)	1231,52,68,760	80,05,08,328	106,64,18,426	1418,21,95,514
Less: Actual Payment during the year (b)	103,13,46,654	7,99,46,255	4,43,14,770	115,56,07,679
Balance available(c) = a-b	1128,39,22,106	72,05,62,073	102,21,03,656	1302,65,87,835
Provision required as on 31.3.2019 as per Actuarial valuation certificate (d)	1234,59,50,512	79,44,38,594	94,96,62,203	1409,00,51,309
A. Provision to be made for Current Year (d-c)	106,20,28,406	7,38,76,521	-7,24,41,453	106,34,63,474
B. Contribution to New Pension Scheme	10,54,68,665			10,54,68,665
C. Medical Reimbursement to retired Employee				0
D. Travel to Home town on Retirement				0
E. Deposit Linked Insurance Payment				0
F. Contribution payable to CPF	2,20,517			2,20,517
G. Contn. Paid in r/o Staff on deputation (LSPC)	23,71,597			23,71,597
Total (A+B+C+D+E+F+G)				117,15,24,253


 Dy. Registrar(F&A)

INDIAN INSTITUTE OF TECHNOLOGY MADRAS

SCHEDULE 16 - ACADEMIC EXPENSES

Particulars	Current Year 2018-19			Previous Year 2017-18		
	Plan	Non Plan	Total	Plan	Non Plan	Total
a. Laboratory expenses/Department expenses	0	21,37,87,629	21,37,87,629	0	17,78,48,197	17,78,48,197
b. Expenses on seminars/workshops	0	7,79,33,598	7,79,33,598	0	7,44,10,723	7,44,10,723
c. Entrance Examination Expenses(JEE/GATE etc)	0	7,71,83,474	7,71,83,474	0	19,86,12,176	19,86,12,176
d. Student Welfare expenses:						
NCC	0	1,56,863	1,56,863	0	11,113	11,113
NSO/NSS/NCA	0	3,79,990	3,79,990	0	22,552	22,552
Gymkhana	0	3,20,05,409	3,20,05,409	0	2,99,04,897	2,99,04,897
Inter IIT Sports Meet	0	53,29,321	53,29,321	0	2,71,29,164	2,71,29,164
Placement Office Expenses	0	1,39,439	1,39,439	0	17,27,099	17,27,099
Internship Office Expenses	0	19,361	19,361	0	3,06,603	3,06,603
e. Convocation expenses	0	35,88,376	35,88,376	0	22,12,508	22,12,508
f. Scholarship (HTRA, HTTA, PDF, MCM and others)	0	96,91,85,204	96,91,85,204	0	85,13,57,385	85,13,57,385
g. Library expenses	0	37,44,387	37,44,387	0	15,66,420	15,66,420
h. Others-Networking/Computer Centre expenses	0	3,66,49,870	3,66,49,870	0	2,97,90,957	2,97,90,957
Total	0	142,01,02,921	142,01,02,921	0	139,48,99,794	139,48,99,794


 Dy. Registrar(F&A)

INDIAN INSTITUTE OF TECHNOLOGY MADRAS

SCHEDULE - 17 - ADMINISTRATIVE AND GENERAL EXPENSES

Particulars	Current Year 2018-19			Previous Year 2017-18		
	Plan	Non Plan	Total	Plan	Non Plan	Total
INFRASTRUCTURE:						
Electricity and power	0	28,67,82,130	28,67,82,130	0	28,73,22,559	28,73,22,559
Water charges	0	3,26,70,686	3,26,70,686	0	1,94,77,131	1,94,77,131
Rent, Rates and Taxes (including property tax)	0	1,18,966	1,18,966	0	2,37,944	2,37,944
COMMUNICATION:						
Postage	0	9,03,440	9,03,440	0	15,07,810	15,07,810
Telephone, Fax and Internet charges	0	74,63,736	74,63,736	0	75,53,303	75,53,303
OTHERS:						
Travelling and Conveyance expenses (inclg. CPDA)	0	5,39,19,720	5,39,19,720	0	5,03,77,899	5,03,77,899
Printing and Stationery	0	32,86,655	32,86,655	0	46,52,617	46,52,617
Hospitality	0	24,72,121	24,72,121	0	32,07,336	32,07,336
Auditors Remuneration	0	29,500	29,500	0	4,26,280	4,26,280
Professional charges (Legal expenses)	0	6,14,500	6,14,500	0	23,63,150	23,63,150
Advertisement and Publicity	0	31,24,464	31,24,464	0	31,06,546	31,06,546
Institute Membership fees	0	11,47,215	11,47,215	0	15,01,861	15,01,861

Particulars	Current Year 2018-19			Previous Year 2017-18		
	Plan	Non Plan	Total	Plan	Non Plan	Total
	Media Outreach	0	32,47,183	32,47,183	0	36,48,191
Uniform, Liveries	0	5,15,771	5,15,771	0	3,51,851	3,51,851
Staff Development & Training	0	6,14,635	6,14,635	0	11,59,244	11,59,244
Guest House	0	0	0	0	3,39,956	3,39,956
Fire and General Insurance	0	2,04,330	2,04,330	0	0	0
Recurring Expenditure - HEFA	0	12,21,200	12,21,200	0	0	0
Prizes/Awards	0	1,53,84,064	1,53,84,064	0	1,70,61,531	1,70,61,531
Expenses relating to OAA Office	0	21,36,005	21,36,005	0	1,61,79,884	1,61,79,884
Staff Sports Activity	0	2,57,212	2,57,212	0	10,000	10,000
Admin - Maintenance	0	1,01,11,204	1,01,11,204	0	54,11,595	54,11,595
Hospital - Maintenance	0	4,64,69,838	4,64,69,838	0	0	0
Bank charge	0	1,47,586	1,47,586	0	1,10,907	1,10,907
Office of Alumini Affairs	0	0	0	0	2,30,00,000	2,30,00,000
Miscellaneous expenses	0	88,27,385	88,27,385	0	68,20,683	68,20,683
Total	0	48,16,69,546	48,16,69,546	0	45,58,28,278	45,58,28,278

P. V. K.
Dy. Registrar(F&A)

INDIAN INSTITUTE OF TECHNOLOGY MADRAS

SCHEDULE - 18 - TRANSPORTATION EXPENSES

Particulars	Current Year 2018-19			Previous Year 2017-18		
	Plan	Non Plan	Total	Plan	Non Plan	Total
1. Vehicles (owned by Institution):						
a. Running expenses (Petrol, Diesel, Oil)	0	60,93,645	60,93,645	0	23,87,669	23,87,669
b. Repairs & maintenance	0	11,18,445	11,18,445	0	2,86,611	2,86,611
c. Insurance expenses	0	3,72,697	3,72,697	0	1,96,410	1,96,410
2. Vehicles taken on rent/lease:						
a. Rent/lease expenses	0	0	0	0	0	0
3. Vehicle (Taxi) hiring expenses	0	5,41,898	5,41,898	0	1,02,253	1,02,253
Total	0	81,26,685	81,26,685	0	29,72,943	29,72,943


Dy. Registrar(F&A)


INDIAN INSTITUTE OF TECHNOLOGY MADRAS						
SCHEDULE - 19 - REPAIRS & MAINTENANCE						
Particulars	Current Year 2018-19			Previous Year 2017-18		
	Plan	Non Plan	Total	Plan	Non Plan	Total
a. Buildings & Estate Maintenance	0	42,73,41,683	42,73,41,683	0	21,19,86,052	21,19,86,052
b. Furniture & Fixtures	0	0	0	0	89,861	89,861
c. Office equipment	0	9,22,095	9,22,095	0	4,23,917	4,23,917
d. Lawns & Gardening	0	1,14,25,206	1,14,25,206	0	72,92,499	72,92,499
Total	0	43,96,88,984	43,96,88,984	0	21,97,92,329	21,97,92,329


 Dy. Registrar(F&A)

INDIAN INSTITUTE OF TECHNOLOGY MADRAS

Schedule -22 Prior Period Expenses

Particulars	Current Year 2018-19			Previous Year 2017-18		
	Plan	Non-Plan	Total	Plan	Non-Plan	Total
1.Establishment expenses	0	0	0	0	0	0
2.Academic Expenses	0	0	0	0	0	0
3.Administrative Expenses	0	0	0	0	0	0
4.Transportation Expenses	0	0	0	0	0	0
5.Repairs & Maintenance	0	0	0	0	0	0
6.Other Expenses	0	0	0	0	0	0
Total	0	0	0	0	0	0


 Dy. Registrar(F&A)

INDIAN INSTITUTE OF TECHNOLOGY MADRAS
Significant Accounting Policies
SCHEDULE – 23

1. Accounting convention: Financial statements are compiled on accrual method of accounting. All items of student's fees are accounted on accrual basis. Interest on staff advances are also accounted on accrual basis even though actual recovery of interest commences only after full repayment of Principal.
2. Inventory valuation: Since departments have stopped bulk buying and since purchase of consumables by departments are only based on immediate requirements by faculty closing stock of dept. consumables is taken as NIL. However value of stamps balance available on 31.3.2019 in GATE/Central Administration Franking Machines are incorporated and the closing stock value shown relates only to stamps. The value of balance stamps is reduced from the expenditure under respective heads.
3. Investments: Investments made and are on hand as on 31.3.2019 are shown under Investments. The investments are valued at the original price. Interest accrued on the Investments as on 31.3.2019 is considered and shown separately by calculating the interest on pro-rata basis.
4. The Institute had invested a sum of Rs.406.35 Crores in Mutual Funds. The value of these Investments as on 31.03.2019 (NAV) was Rs.417.69 Crores. Thus there is an appreciation of Rs.11.34 Crores. During the year Mutual funds worth Rs.154.60 Crores were encashed/switchover and a gain of Rs.32.17 Crores have been accounted in the individual Receipts and Payments accounts and shown in the respective schedules.
5. Fixed Assets: Fixed assets are stated at cost of acquisition inclusive of freight, duties, taxes, customs clearing charges and incidental/direct expenses less depreciation
6. **Depreciation:** Depreciation not provided as per the clarification given in MHRD letter No.F.No.3-16/2002-TS.I Dated 04-07-2003. However in view of the Audit observation for the last few years and due to specific mention about depreciation

INDIAN INSTITUTE OF TECHNOLOGY MADRAS
Significant Accounting Policies
SCHEDULE – 23

provision in the Uniform format of accounts prescribed by MHRD, in 2008-09 Institute provided Depreciation cumulatively for all the years i.e., from the date of purchase of the asset.. In this connection it is stated that depreciation is charged only in respect of assets procured out of MHRD grants excluding Project assets which are returnable when asked by sponsoring agency.

7. For the purpose of calculation even if the asset is purchased in the middle of the year depreciation is made for whole year.(This is also suggested in MHRD guidelines issued in April 2015) In other words **depreciation is calculated adopting straight line method.** The rates of depreciation adopted for various types of assets are as below. For some of the categories of assets as suggested by the MHRD in its revised format of accounts page 44 the rates were changed with effect from 2014-15.

S.No	Nature of Asset	Rate of Depreciation (in %)		
		Upto 31.3.2011	From 1.4.2011	From 2014-15 onwards
1	Hospital equipment	7.07	4.75	4.75
2	Computers/Software	16.21	16.21	
3	Computers & Peripherals(incl. CCE funds purchase)	-	-	20
4	Software	-	-	40
5	Library/Telephone/Office equipment	13.91	9.50	7.5
6	Academic/Laboratory equipment/ Project earnings	4.75	4.75	8
7	Vehicles	7.07	9.5	10
8	Furniture/Fixtures(Incl. CCE Funds Purchase)	6.33	9.5	7.5
9	Books	10	9.5	10
10	Technical Journals	10	9.5	10

INDIAN INSTITUTE OF TECHNOLOGY MADRAS
Significant Accounting Policies
SCHEDULE – 23

11	E-Journals	-	-	40
12	Computer networking	10	10	8
13	Completed buildings / Road / Basket Ball Court	1.63	1.63	2.00
14	Hostel Utensils etc.,	25	4.75	4.75
15	PCF funds/RMF/Project fund assets	-	16.21	8
16	Electrical Installations	-	-	5

From 1.4.2012 rates of depreciation suitably altered as per the recommendation / Suggestion of Ministry of Finance Report No.8178/June 2010(page 25).

8. In respect of Sl.No.15 above as suggested by Audit during Certification last year, Depreciation is also provided in respect of Assets procured out of CCE/RSIC/UOP/Corpus Funds. Since the gift items were received more than 20 years back the entire value is written-off in 2011-12 accounts.
9. Depreciation in respect of assets procured out of MHRD Grants only is charged to Income & Expenditure Account and depreciation in respect of other assets are directly charged to Capital fund A/c.
10. In respect of Journals purchased (Printed version) & E-Journals different rates of depreciation is prescribed by MHRD in the format of accounts prescribed w.e.f.1.4.2014. Hence as on 1.4.2014 the opening value of Technical Journals was bifurcated by working out the actual value of E-Journals procured during the past 3 years and balance was treated as ordinary Printed version of Technical Journals. In the same proportion of value the opening depreciation amount was split in to 2 and suitably accounted in annual accounts of 2018-19.
11. Government grants: Government grants are accounted on accrual/sanction letter date basis.

INDIAN INSTITUTE OF TECHNOLOGY MADRAS
Significant Accounting Policies
SCHEDULE – 23

12. Capital grants to the extent utilized for acquiring fixed assets are treated as part of capital fund.
13. Balance of Capital Grant is carry forward for utilization during the succeeding year and the Balance is distinctly shown in the Balance Sheet-Schedule 8/Schedule 10.
14. The revenue expenditure incurred from Capital grants are not included in Income & Expenditure Account. Only the expenses incurred out of Revenue Grant sanctioned by MHRD is included in Income and Expenditure A/c.
15. Retirement benefits: Actuarial Valuation in respect of Pension, Gratuity and EL Encashment as on 31.3.2019 has been provided based on the report provided by Registered Actuary as detailed below:

Gratuity (Faculty)	Rs. 42,23,19,107/-
Gratuity (Non-Faculty)	Rs. 37,21,19,487/-
EL Encashment (Faculty)	Rs. 69,23,60,496/-
EL Encashment (Non-Faculty)	Rs. 25,73,01,707/-
Valuation for Pension Liability	Rs. 1234,59,50,512/-

Necessary additional provision made in the Income and Expenditure a/c as worked out in Schedule 15A of the Uniform Format of Accounts prescribed by MHRD.

16. Income Tax: Entire income of the Institute is exempt from income tax under Section 10 (23c), (iiiab) of Income Tax Act 1961 and hence no provision is made in Annual Accounts.

INDIAN INSTITUTE OF TECHNOLOGY MADRAS
Significant Accounting Policies
SCHEDULE – 23

17. (i) The closing balance in respect of Project Accounts shown in the balance sheet:
- a) includes a sum of Rs.5,45,40,892/- which is due to be refunded to the sponsors in respect of 295 closed projects.
 - b) Rs.8,76,75,945/- which is due from sponsors in respect of 348 projects is included in project expenditure.
 - c) Rs.1,10,90,928/- being the advance paid in respect of Project purchases is included in Project expenditure.
 - d) The closing balance shown is net balance of various projects.
 - e) Earmarked funds in Schedule 2 of the Balance sheet are on ACCRUAL-BASIS.
18. All the Revenue expenses directly incurred by Academic departments are being booked under Department heads and treated as Academic Expenses. However consolidated Pay & Allowances, Scholarships, Water, Electricity etc. are being shown distinctly in Income and Expenditure account.
19. Tuition Fees and other fees payable by students are shown on accrual basis. That is Tuition Fees received in respect of 2nd semester Jan-June 2019 is suitably adjusted and 3 months fees is treated as fees received in advance.
20. Foreign exchange transactions are recorded at the exchange rate prevailing on the date of making payment by Bank with Bank charges.
21. Amount received towards payment of Fellowship etc. to sponsored candidates are maintained in a separate account called D A/c and the balance is shown in Balance Sheet under Earmarked funds-Schedule 3.
22. Interest received on Earmarked funds such as Corpus fund investments, Endowment investments, CCE funds etc. were retained in respective accounts and not treated as Institute Income. Separate Income & Expenditure account and Balance sheet is prepared for CPF,CPFG and GPF Accounts.

INDIAN INSTITUTE OF TECHNOLOGY MADRAS
Significant Accounting Policies
SCHEDULE – 23

23. From 2013-14 as suggested by Audit interest payable to GPF & CPFPG subscribers is met from the interest income received out of PF Investments and the balance surplus interest after meeting the interest obligation to be credited to PF Subscribers a/c is retained in respective PF a/c only under the caption Interest reserve to meet the deficit, if any, in future years.

24. Receipts & Payments in respect of Sponsored/Consultancy projects are maintained separately and detailed R&P Account is prepared and attached with Annual accounts. Only the summary is shown in the Liabilities side under Earmarked Funds (since the funds are received for specific purpose) and cash/Bank/Investments balances are shown in schedule 5. Further the amount pending against advance payments made from Project accounts/amount due from sponsors/amount due to be returned to sponsors in respect of closed projects are suitably reflected in SI no.16.

25. Note on IPM Cell in Annual Accounts 2018-19

IIT Madras is actively pursuing protection of IP derived from research and inventive works of faculty and students.

The programme is based on 3 pronged strategy

- a) Capacity Building through Awareness Programme
- b) Maintaining the Database of its IPs
- c) Communicating the same to industry and generating interest.

During the year 2018-19, 190 applications were filed at an expenditure of Rs.197 Lakhs (Approx). IPs are also being generated from Collaborative Research with other institutions and industries.

- Cumulative applications filed to-date **1409**
- Grants (Indian) to-date **333**


Deputy Registrar (F&A)


Joint Registrar (Audit)


Registrar

INDIAN INSTITUTE OF TECHNOLOGY MADRAS
Contingent Liabilities and Notes to Accounts
SCHEDULE – 24

A: Contingent Liabilities

1. Claims against IIT-M not acknowledged as debts: NIL
2. Liability for partly paid investments: Nil.
3. Liability on account of outstanding forward exchange contracts: Nil.
4. Guarantees and letter of credits outstanding a) Guarantees NIL b) LC- Refer Point 6 Notes on accounts.
5. Bills Discounted: NIL

Notes on Accounts:

1. Commitments on capital account not provided for: Nil
2. Value of Project Equipment (ie., Equipment procured out of Project/Sponsors Grant):
3. Opening Value as on 1.4.2018 : Rs.692,54,92,651/-
Additions during 2018-19 : Rs.183,14,98,201/-
Less Depreciation @ 8% on Rs.875,69,90,852/- : Rs. 70,05,59,268/-
Closing Value of Project Eqpts. as on 31.3.2019 : Rs.805,64,31,584/-

4. Even though entire income of IIT Madras is exempted from income tax some of the companies have deducted tax at source and as per 26AS of this Institute PAN No. AAAAI3615G a sum of Rs.3,06,60,526/- is due from Income-Tax department up to the financial year 2017-18 for which action was already initiated by filing return of income of the Institute and claiming refund and when the same is received it will be suitably accounted. Further a sum of Rs.1,57,88,608/- is due from Income Tax department in respect of refund pertaining to the financial year 2018-19 for which necessary return will be submitted on getting the accounts certified by C&AG, New Delhi.

INDIAN INSTITUTE OF TECHNOLOGY MADRAS
Contingent Liabilities and Notes to Accounts
SCHEDULE – 24

5. The Institute has received plan grant of Rs.76,71,00,000 during 2018-19, and Rs. 84,44,939/- unspent as on 31.03.2018 was adjusted and amount available for 2018-19 works out to Rs. 77,55,44,939/- against the available amount, expenditure incurred during 2018-19 works out to Rs. 58,87,75,399/- leaving balance of Rs. 18,67,69,540/- which will be carried forward to 2019-20.

6. Since Canara Bank insists security for the value of LC opened a sum of Rs.24 crores in the form of 6 TDR's were pledged with Canara Bank in lump sum against total LC of Rs.27,00,00,000/- (36 LC's).

7. Closing Balances of Various Fund Accounts includes Interest accrued as of 31.03.2019.


Deputy Registrar (F&A)


Joint Registrar (Audit)


Registrar



**RECEIPTS AND PAYMENTS ACCOUNT
2018-19**

INDIAN INSTITUTE OF TECHNOLOGY MADRAS		
Consolidated Receipts and Payments statement for the year ending 31-03-2019		
	Amount in Rs.	
	Current Year	Previous year
RECEIPTS	2018-19	2017-18
I Opening balance		
a) Cash on Hand/Imprest/Temporary Advance	24,030	8,97,543
b) Bank Balances		
i. Savings accounts	279,26,15,629	235,55,59,458
ii. Current accounts	1,36,85,004	1,18,48,245
iii. Investments/Short Term Deposits	830,22,77,563	582,97,48,900
Opening balance total	1110,86,02,226	819,80,54,146
II Grants received		
a) From Government of India	602,00,17,900	792,10,46,398
b) From State Government	0	0
c) From Other Sources (details)	0	0
III Academic Receipts	88,01,16,339	78,32,01,128
IV Receipts against Earmarked/Endowment Funds	75,07,48,205	68,16,29,820
V Receipts against Sponsored Projects / Schemes	688,03,91,548	454,68,20,537
VI Receipts against Sponsored Fellowships & Scholarships	4,15,24,876	5,90,30,111
VII Income on Investments from		
a) Corpus/Endowment funds	38,74,07,592	12,75,40,026
b) Other Investments	58,33,808	31,65,919
VIII Interest received on		
a) Bank Deposits	41,58,45,358	28,25,50,259
b) Loans and Advances	1,23,61,291	2,90,43,282
b) Savings Bank Accounts	7,83,84,102	4,91,02,613
IX Investments encashed	0	0
X Term Deposits with Scheduled bank encashed	0	0
XI Other income (Including prior Period income)	0	0
XII Deposits and Advances	0	0
XIII Miscellaneous Receipts including Statutory Receipts	0	0
XIV Any other Receipts		
a) Inter Account Loan Transfer	241,99,16,557	401,97,82,416
b) Current liabilities & Provisions	3,64,88,781	15,85,27,521
c) Institute towards Research Fund	1,15,00,000	1,15,00,000
d) Institute towards NFSC Projects	0	21,71,60,956
e) Service tax received	13,09,354	0
f) Institute towards LEAP Equipment	0	1,82,19,000
Receipts total	1794,18,45,711	1890,83,19,986

	Current Year	Previous year
Total	2905,04,47,937	2710,63,74,132
PAYMENTS		
I Expenses		
a) Revenue Expenditure	650,66,38,684	492,28,93,840
b) Capital Expenditure	81,24,23,084	203,67,80,280
II Payments against Earmarked/Endowment Funds	45,94,14,808	48,57,02,851
III Payments against Sponsored Projects/Schemes	565,25,20,309	380,91,51,530
IV Payments against Sponsored Fellowships/Scholarship	3,46,14,296	3,06,34,330
V Investments and Deposits made		
a) Out of Earmarked/Endowment funds		
b) Out of own funds (Investments - Others)	4,82,73,974	4,53,94,904
VI Term Deposits with Scheduled Banks	0	0
VII Expenditure on Fixed Assets and CWIP	0	0
VIII Other payments including statutory payments	0	0
IX Refund of Grants	0	0
X Deposits and Advances	0	0
XI Other payments		
a) Inter Account Loan Transfer	239,92,81,721	401,24,82,323
b) Current Liabilities and Provision	80,61,535	17,56,43,921
a) MHRD and Ministry Share's Transfer	48,91,88,898	47,90,87,927
Payments total	1641,04,17,309	1599,77,71,906
XII Closing balances		
a) Cash on Hand/Imprest/Temporary Advance	1,13,600	24,030
b) Bank balances		
i. Savings account	244,55,49,440	279,26,15,629
ii. Current account	70,26,904	1,36,85,004
iii. Investments/Short Term Deposits	1018,73,40,684	830,22,77,563
Closing balance total	1264,00,30,628	1110,86,02,226
Total	2905,04,47,937	2710,63,74,132


Dy. Registrar(F&A)

INDIAN INSTITUTE OF TECHNOLOGY MADRAS		
RECEIPTS and PAYMENTS year ending 31.03.2019		
"A" ACCOUNT SBI A/C NO.10620824305		Amount in Rs.
2017-18	Particulars	2018-19
	Opening balance	
5,97,543	Cash-in-hand	24,030
7,97,05,186	Bank Balance-SBI (Savings A/c)	112,45,28,822
22,65,100	Bank Balance-Canara Bank (Current A/c)	29,01,728
52,82,461	IITM Tuition Fees A/c (3638)	1,69,39,841
40,844	PoS I-Collect (Current A/c)	56,195
18,35,743	POS balance (Security)	7,83,955
5,47,482	Imprest Holding a/c	3,46,993
3,00,000	Temporary Advance	0
9,05,74,359	Opening balance Total	114,55,81,564
	Receipts	
705,41,00,000	Grant Received	585,60,00,000
78,32,01,128	Institute Income (as per statement 1)	88,01,16,339
22,02,37,968	Receipts towards CCE Projects	5,97,91,306
4,11,91,138	Receipts towards External scholarship (D Account)	1,68,64,256
5,96,745	Receipts towards Endowment	30,872
0	Due from Endowment account received	3,97,07,709
2,84,56,124	Receipts towards Corpus	7,59,66,853
171,48,00,000	Loan from corpus A/c	109,00,00,000
0	Receipts towards PMRF	89,34,129
0	Service tax received	13,09,354
15,85,27,521	Current liabilities & Provisions (as per statement 2)	3,51,50,771
2,90,43,282	Deposits, Advances, Staff Loans, etc., (as per Statement 3)	1,23,61,291
1003,01,53,906	Receipts Total	807,62,32,880
1012,07,28,265	Grand Total	922,18,14,444
	Payments	
473,01,07,153	Revenue Expenditure (as per statement 4)	624,80,89,206
203,29,60,375	Capital Expenditure (As per compilation report)	81,02,75,835
19,64,57,717	CCE Project Payments	2,56,81,618
1,37,54,708	External scholarship (D Account) Payments	99,53,027

2017-18	Particulars	2018-19
2,66,88,057	Endowment payments	2,38,52,304
5,41,39,866	Corpus payments	2,40,59,392
170,00,00,000	Loan returned to Corpus A/c	109,00,00,000
0	PMRF Payments	30,99,293
17,56,43,921	Current liabilities & Provisions (as per statement 2)	80,61,535
4,53,94,904	Deposits, Advances, Staff Loans, etc., (as per Statement 3)	4,82,73,974
897,51,46,701	Payments Total	829,13,46,184
	Closing balance	
24,030	Cash-in-hand	13,600
112,45,28,822	Bank Balance-"A" Savings A/c	92,79,90,027
29,01,728	Bank Balance-Canara Bank (Current A/c)	16,27,193
1,69,39,841	IITM Tuition Fees A/c (3638)	1,06,875
56,195	PoS I-Collect	63,547
7,83,955	POS balance (Security)	2,07,720
3,46,993	Imprest Holding a/c	3,59,298
0	Temporary Advance	1,00,000
114,55,81,564	Closing balance Total	93,04,68,260
1012,07,28,265	Grand Total	922,18,14,444


Dy. Registrar(F&A)

INDIAN INSTITUTE OF TECHNOLOGY MADRAS

Statement 1

Details	Amount
Tuition Fees	29,85,56,867
Other Fees	25,56,66,473
Interest Income	2,04,88,419
Entrance Exam Fees	20,54,63,729
Other Income	9,99,40,851
Total	88,01,16,339
Details	
Tuition Fees	
Semester Fees	29,85,56,867
Total	29,85,56,867
Other Fees	
Students Medical Insurance	2,00,47,552
Gymkhana Fee	2,45,20,000
Grade card	4,250
Migration certificate	42,975
Registration fees	48,50,000
Verification of certificate	9,41,096
Medical fees	1,37,31,200
ID card folder	16,500
Students Amenities & Computational Fees	19,61,600
Hostel Seat Rent	7,57,80,000
Establishment A Charges	9,09,36,000
Maintenance of Fans	1,13,67,000
Examination Fees	64,76,400
MBA Professional Society/Teaching Material	23,40,000
Laboratory Fees/Modernization Fees	11,70,000
Summer/STC/Project Extn/Extra Course	9,83,000
Convocation gown hire charge	4,98,900
Total	25,56,66,473

Interest Income	
Insterest on short term deposit/SB A/c	1,94,77,428
Insterest on conveyance advance	1,11,565
Insterest on house building advance	6,14,110
PC Advance Interest	2,85,316
Total	2,04,88,419
Entrance Exam Fees	
Application Fees (All Courses)	86,24,078
Application fee GATE	12,48,38,790
Application Fees HSEE	54,57,600
Application Fees JAM	42,61,425
Application Fees JEE	6,22,81,836
Total	20,54,63,729
Other Income	
Service charge	9,94,882
Licence fee	3,06,75,965
Lodging charges	1,07,62,533
Security Collection	9,05,552
Application fee for post	
Miscellaneous receipts	61,60,441
Library receipts	10,52,715
Sale of tenders	
Water charges	1,40,63,454
Electricity charges	2,44,25,359
Hospital Collection	19,83,948
Telephone Charges	4,61,336
Vehicle Hire Charges (Receipt)	3,08,313
Sale of obsolete equipment	27,77,920
Staff Medical Facility	32,96,279
Transcription charges	20,72,154
Total	9,99,40,851
Grand Total	88,01,16,339


Dy. Registrar(F&A)

Statement 2

A. Transactions pertaining to Current liabilities & Provisions A/c

Head of A/c	Opening Balance	Receipts	Payments	Closing Balance
Liabilities				
Service tax	1,40,609			1,40,609
CTO	10,35,440			10,35,440
Sales Tax on sale of Tender Documents	8,51,238			8,51,238
TDS on Contractors	-51,175	51,175		0
TDS on GST	0	18,72,842		18,72,842
Casual Labour Welfare Fund	0	18,76,038		18,76,038
Student Welfare Fund	22,90,111		11,53,307	11,36,804
Contractors/Supplier Deposit	8,89,77,933	2,39,01,353		11,28,79,286
Estate Deposit	50,62,628		33,089	50,29,539
Miscellaneous Deposits Received	2,77,50,633	58,00,946		3,35,51,579
Long Term Refundable Drposit - Leak Proof Warranty	18,70,208	16,48,417		35,18,625
Payable to Suppliers	1,25,539		1,25,539	0
Library deposit/Caustion deposit students	80,92,010		67,49,600	13,42,410
Total	13,61,45,175	3,51,50,771	80,61,535	16,32,34,410


Dy. Registrar(F&A)

INDIAN INSTITUTE OF TECHNOLOGY MADRAS

Statement 3

Transactions pertaining to Deposits A/c

Amount in Rs.

Head of A/c	Opening Balance	Receipts	Payments	Closing Balance
Vehicles/PC /HBA/Conveyance Advances	12,35,796	6,07,640	41,059	6,69,215
Miscellaneous Advances	37,97,872			37,97,872
Security Deposit CMDA	5,25,30,000			5,25,30,000
Airport Authority of India (Customs Duty)	15,66,551	1,85,833		13,80,718
Deposit to Balmer Lawrie Institute A/c	10,00,000			10,00,000
Advance Payment to Suppliers	96,37,384	96,37,384		0
CPDA Advance	0		3,00,000	3,00,000
Advance to Symposia & Conference-Foreign	0		12,91,000	12,91,000
Loan to IC & SR	82,60,093			82,60,093
Avance paid to supplier receivable from IC&SR	0		4,38,00,000	4,38,00,000
GTIS Deposit	1,09,07,762		28,41,915	1,37,49,677
TNEB Deposit	4,31,96,945	19,30,434		4,12,66,511
Total	13,21,32,403	1,23,61,291	4,82,73,974	16,80,45,086

Statement 4

Amount in Rs.

Details	Amount
Pay & Allowances	260,65,10,882
Retirement benefits	124,37,43,401
Central Library - Maintanance	37,44,387
Health facilities	32,98,919
Student Scholarship	97,29,52,770
Administrative expenses	10,56,31,279
Department/Laboratory/Workshop	21,70,66,858
Transport Expenditure	81,26,685
Student Support Activities/Gymkhana	11,95,52,357
Computer facilities	3,77,92,506
House keeping & Estate Maintenance	43,96,88,984
Water/Electricity charges	34,36,24,128
Entrance Examination expenses	7,71,83,474
CPDA expenses	5,36,68,465
TA/DA expenses	1,55,04,111
Total	624,80,89,206

P. V. K.
Dy. Registrar(F&A)

INDIAN INSTITUTE OF TECHNOLOGY - MADRAS		
Receipts & Payments year ending 31-03-2019		
Centre for Continuing Education SBI 10620822295		Amount in Rs.
2017-18	Particulars	2018-19
	Opening Balance	
40,17,192	Bank	96,78,540
15,52,57,435	Investments/Shortterm Deposits	16,11,67,867
15,92,74,627	Total	17,08,46,407
	Receipts	
11,76,82,975	Received from Sponsors(through A A/c)	16,32,41,510
9,10,432	Interest received on Invt. (reinvested)	45,15,368
1,08,07,163	Interest on investment	1,93,86,751
10,25,54,355	NPTEL A/c Receipts	10,43,25,209
0	GST payable	13,38,010
19,64,57,717	Loan received from "A" Account	0
42,84,12,642	Total Receipts	29,28,06,848
58,76,87,269	Grand Total	46,36,53,255
	Payments	
13,96,986	Computers	10,23,027
23,91,614	Equipments	8,03,112
31,305	Furniture	3,21,110
28,56,118	Salary/Stipend	4,89,85,799
18,99,26,871	Course Material,Programme Admn.etc.	18,36,61,993
22,02,37,968	Amt due from Institute A/c	3,41,09,688
0	Advisory Charges / Custody Charges	1,13,104
41,68,40,862	Total Payments	26,90,17,833
	Closing Balance	
96,78,540	SBI Bank	2,84,96,771
0	HDFC Bank	9,67,323
16,11,67,867	Investments/Shortterm Deposits	16,51,71,328
17,08,46,407	Total	19,46,35,422
58,76,87,269	Grand Total	46,36,53,255

Dy. Registrar(F&A)

INDIAN INSTITUTE OF TECHNOLOGY - MADRAS		
Receipts & Payments year ending 31-03-2019		
State Bank of India Account 1062082273 CSIR /External Scholars Grant (D) Account		
2017-18	Particulars	2018-19
	Opening Balance	
5,00,254	Bank (Current A/c)	4,99,605
1,50,11,000	Short Term Deposits	1,56,42,022
1,55,11,254	Total	1,61,41,627
	Receipts	
5,90,30,111	Scholarship Grants(through Main A/c)	4,15,24,876
6,31,022	Interest on Deposits	8,37,516
1,37,54,708	Loan taken from Inst Main A/c	0
7,34,15,841	Total Receipts	4,23,62,392
8,89,27,095	Grand Total	5,85,04,019
	Payments	
	(All Payments routed through Main A/c only)	
2,59,479	CSIR Scholarship/Contingency/Book Grant	43,29,464
28,892	UGC/Scholarship/Contingency/Book Grant	4,64,030
85,76,415	Short term course/CD Cell activities/QIP Sch.	92,01,410
2,17,68,895	External Scholarship/Contingency	2,06,18,743
649	Bank Charges	649
4,21,51,138	Transfer (Receipts in) "A" Account	69,11,229
7,27,85,468	Total Payments	4,15,25,525
	Closing Balance	
4,99,605	Bank Balance	4,98,956
1,56,42,022	Short Term Deposits (Sweep)	1,64,79,538
1,61,41,627	Total	1,69,78,494
8,89,27,095	Grand Total	5,85,04,019

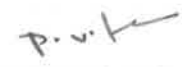

Dy.Registrar(F&A)

INDIAN INSTITUTE OF TECHNOLOGY - MADRAS		
Receipts & Payments year ending 31-03-2019		
Project Accounts		Amount in Rs
2017-18		2018-19
	Opening Balance	
59,71,26,228	Canara Bank (1741)	27,30,96,063
95,91,796	Canara Bank (3872)	10,75,925
374,21,59,373	Short Term Deposits	185,59,29,265
45,92,460	SBI, IITM (Current A/c) (10620822284)	57,81,587
76,63,684	Canara Bank (Research Fund- 2117)	9,49,475
52,09,00,000	Research Fund-FDR-Term Deposit	99,41,00,000
0	Canara Bank SB A/c (PFMS- 6150)	2,21,65,605
0	PFMS - FDR - (A/c 6150)	95,52,97,640
0	Mutual Fund (A/c 6150)	179,40,00,000
488,20,33,541	Total	590,23,95,560
	Receipts	
419,98,68,496	Receipts	650,59,52,730
27,94,73,737	Interest on Short Term Deposits F A/c	40,71,29,026
3,82,95,450	Interest on Short Term Deposits & SB A/C (Research Fund)	5,89,97,351
1,15,00,000	Receipts from Institute towards Research Fund	1,15,00,000
82,60,093	Loan from Institute "A" Account	0
21,71,60,956	Receipts from Institute towards NFSC Projects	0
1,82,19,000	Receipts from Institute towards LEAP Equipment	0
477,27,77,732	Total Receipts	698,35,79,107
965,48,11,273	Grand Total	1288,59,74,667
	Payments	
54,66,90,576	Staff Salary	70,01,68,118
139,08,45,844	Equipments	183,14,98,201
23,21,45,526	Consumables	31,56,40,694
29,54,87,771	Contingency	40,57,80,149
9,92,30,028	Travel	12,56,87,658
41,14,222	Components	92,19,663
89,20,95,652	Other payments	179,33,82,846
20,84,96,435	Institute/IC & SR Overheads	32,05,00,718
8,33,09,659	Research Fund	7,13,87,959
375,24,15,713	Total Payments	557,32,66,006
	Closing Balance	
27,30,96,063	Canara Bank Non-PFMS (2722101001741)	35,78,51,666
10,75,925	Canara Bank - ISROH (2722101003872)	5,17,18,773
185,59,29,265	Short Term Deposits (Non-PFMS A/c)	207,69,26,126
57,81,587	SBI, IITM (Current A/c) (10620822284)	3,93,502
9,49,475	Canara Bank Research Fund- (2722101002117)	58,867
99,41,00,000	Research Fund-FDR-Term Deposit	100,00,00,000
2,21,65,605	Canara Bank SB A/c PFMS- 2722101006150)	27,44,66,662
95,52,97,640	PFMS - FDR - (A/c 2722101006150)	150,00,00,000
179,40,00,000	Mutual Fund	180,61,92,124
0	Canara Bank - Consultancy (2722101016162)	9,48,79,508
0	FDR - Consultancy (2722101016162)	15,00,00,000
0	HDFC Bank (50100240603650)	2,21,433
590,23,95,560	Total	731,27,08,661
965,48,11,273	Grand Total	1288,59,74,667

INDIAN INSTITUTE OF TECHNOLOGY - MADRAS		
Receipts & Payments year ending 31-03-2019		
Corpus Fund A/c SBI 10620825321 UTI 006010100894074		Amount in Rs.
2017-18	Particulars	2018-19
	Opening Balance	
108,80,45,009	Bank Balance(SBI)+ST Invt.	64,41,25,721
14,64,80,692	Bank Balance (UTI/AXIS Bank)	15,61,84,341
0	Bank Balance HDFC	6,08,748
76,85,54,909	Investment(Long Term)	142,04,07,117
200,30,80,610	Total	222,13,25,927
	Receipts	
8,94,75,668	IC & SR Transfers	10,77,57,657
1,63,92,225	CCE Transfers	4,47,06,716
48,03,99,299	Donations(Net)	51,00,35,427
91,59,767	Interest earned and reinvested	2,90,18,969
5,60,98,447	Income from Investments	23,24,90,331
170,00,00,000	Loan returned by Institute	110,48,00,000
5,41,39,866	Loan (Expenditure incurred) from "A" Account	0
1,52,00,000	Amount received from Axis FC A/c	0
242,08,65,272	Total Receipts	202,88,09,100
442,39,45,882	Grand Total	425,01,35,027
	Payments	
2,85,14,327	Revenue Expenditure	10,23,634
6,85,47,380	Expenditure out of int income	6,22,66,479
2,32,638	Advisory Charges/Custody Charges	8,96,898
171,48,00,000	Transferred to Institute Account /Loan given	109,00,00,000
2,84,56,124	Due from "A" Account	5,19,07,461
36,20,69,486	Specific Donations Trd. To End user A/c	39,52,27,797
220,26,19,955	Total Payments	160,13,22,269
	Closing Balance	
64,41,25,721	Bank Balance(SBI)	29,11,28,873
15,61,84,341	Bank Balance (UTI/AXIS Bank)	19,60,22,241
6,08,748	Bank Balance HDFC	2,20,35,101
142,04,07,117	Investment(Long Term)	213,96,26,543
222,13,25,927	Total	264,88,12,758
442,39,45,882	Grand Total	425,01,35,027


 Dy.Registrar (F&A)


INDIAN INSTITUTE OF TECHNOLOGY - MADRAS		
Receipts & Payments year ending 31-03-2019		
Corpus Fund FC A/cUTI 006010100871020		Amount in Rs
2017-18	Particulars	2018-19
	Opening Balance	
1,12,73,906	Bank	1,08,234
0	Short term Investment	0
1,12,73,906	Total	1,08,234
	Receipts	
36,71,866	Donations	0
3,62,462	Interest Earned	3,838
40,34,328	Total Receipts	3,838
1,53,08,234	Grand Total	1,12,072
	Payments	
0	Capital Expenditure	0
0	Revenue Expenditure	0
1,52,00,000	Trd. To SBI Corpus A/c	0
1,52,00,000	Total Payments	0
	Closing Balance	
1,08,234	Bank	1,12,072
0	Investment A/c with Axis Bank	0
1,08,234	Total	1,12,072
1,53,08,234	Grand Total	1,12,072


 Dy.Registrar(F&A)

INDIAN INSTITUTE OF TECHNOLOGY - MADRAS		
Receipts & Payments year ending 31-03-2019		
Endowment Account SBI 30357858595		Amount in Rs
2017-18	Particulars	2018-19
	Opening Balance	
37,78,65,740	Cash/Bank Deposits	4,63,63,644
0	Bank (HDFC)	4,12,150
42,81,02,350	Investments	91,25,54,700
80,59,68,090	Opening balance total	95,93,30,494
	Receipts	
9,16,90,762	Donations received	8,82,48,405
6,19,19,350	Income from Investments	6,75,99,739
0	Interest received and reinvested	5,82,94,715
2,66,88,057	Loan received from Main A/c	2,38,21,432
18,02,98,169	Total Receipts	23,79,64,291
98,62,66,259	Grand Total	119,72,94,785
	Payments	
2,63,39,020	Revenue Expenditure	2,38,52,304
	Advisory Charges/Custody Charges	19,31,712
5,96,745	Amount due to A A/c transferred	3,97,07,709
2,69,35,765	Total Payments	6,54,91,725
	Closing Balance	
4,63,63,644	Bank (SBI)	7,33,01,147
4,12,150	Bank (HDFC)	1,51,77,116
91,25,54,700	Investments	104,33,24,797
95,93,30,494	Total	113,18,03,060
98,62,66,259	Grand Total	119,72,94,785

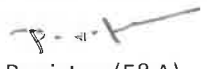

Dy.Registrar (F&A)

INDIAN INSTITUTE OF TECHNOLOGY - MADRAS		
Receipts & Payments year ending 31-03-2019		
Canara Bank Account 1742 Personal Contingency Fund		Amount in Rs.
2017-18	Particulars	2018-19
	Opening Balance	
1,51,28,112	Bank Balance	5,94,63,972
12,47,62,238	Investments	12,51,84,024
13,98,90,350	Total	18,46,47,996
	Receipts	
2,87,96,557	Receipts from Sponsored corpus and ISRO	2,50,88,947
2,58,39,516	Receipt from Consultancy Projects	3,67,50,728
32,13,848	Receipts from CCE Projects	64,00,922
2,54,84,396	Other Receipts	55,32,542
14,72,937	Interest	6,40,692
8,48,07,254	Total Receipts	7,44,13,831
22,46,97,604	Grand Total	25,90,61,827
	Payments	
1,01,88,299	Contingencies	94,18,383
1,21,51,486	Consumables/Others	2,88,83,182
8,27,500	Equipments	39,47,116
1,68,82,323	Travel	1,68,82,028
4,00,49,608	Total Payments	5,91,30,709
	Closing Balance	
5,94,63,972	Bank Balance	1,39,31,118
12,51,84,024	Investments	18,60,00,000
18,46,47,996	Total	19,99,31,118
22,46,97,604	Grand Total	25,90,61,827


 Dy.Registrar(F&A)

INDIAN INSTITUTE OF TECHNOLOGY - MADRAS		
Receipts & Payments year ending 31-03-2019		
Uchhatar Avishkar Yojana Scheme		Amount in Rs.
2017-18	Particulars	2018-19
	Opening Balance	
99,74,087	Bank Balance	39,82,76,828
99,74,087	Total	39,82,76,828
	Receipts	
80,39,750	ICMR share for (Phase II)	2,22,90,000
37,87,00,000	IISC share refund (power share)	25,87,620
4,20,000	IIT Roorkee refund	73,50,000
5,49,35,648	DHI share	1,48,39,000
1,07,17,000	IIT GN refund	15,01,000
37,13,00,000	IIT Hyderabad refund	2,97,41,235
1,58,34,000	IISC share refund	5,97,195
30,00,000	IIT Guwahati	48,09,000
0	IIT Bombay phase II refund	9,57,000
0	SERB phase I	5,60,10,083
0	SERB phase II	79,80,767
0	DRDO share	47,00,000
0	IIT Guwahati SERB share refund	4,70,000
0	IIT Roorkee refund	85,000
24,45,500	Interest on short term Deposits and SB A/c (MHRD Fund)	78,78,816
84,53,91,898	Total Receipts	16,17,96,716
85,53,65,985	Grand Total	56,00,73,544
	Payments	
80,39,750	DHI transfer to IITM	1,58,34,000
37,88,63,000	UAY office expenses	19,04,160
5,49,36,000	DHI transfer to IISC	30,00,000
1,07,17,000	MHRD share transferred (Phase II project)	33,05,29,000
45,32,177	ICMR share transferred	2,22,90,000
0	Power share transferred	25,87,620
0	DHI share transferred (IITM, IITH, IITB)	1,48,39,000
0	MHRD share transferred (phase I to IIT Kanpur)	67,43,000
0	ICMR refund	3,58,000
0	MOEFCC refund	87,82,925


2017-18	Particulars	2018-19
0	SERB phase I	5,63,85,231
0	SERB phase II	79,80,767
0	MHRD share transferred to IIT Delhi	53,97,000
0	Dropped project refund to SERB	5,97,195
1,230	Bank charges	2,383
45,70,89,157	Total Payments	47,72,30,281
	Closing Balance	
39,82,76,828	Bank Balance	8,28,43,263
39,82,76,828	Total	8,28,43,263
85,53,65,985	Grand Total	56,00,73,544


 Dy.Registrar(F&A)

INDIAN INSTITUTE OF TECHNOLOGY MADRAS		
RECEIPTS PAYMENTS year ending 31.3.2019		
Research Management Fund A/c No.2722101001742		Amount in Rs.
2017-18	Particulars	2018-19
	Opening balance	
86,85,824	Canara Bank 2722101008484	3,53,81,834
6,15,00,000	Investments	6,15,00,000
7,01,85,824	Total	9,68,81,834
	RECEIPTS	
3,82,88,862	From Sponsored Projects	3,22,39,765
50,91,532	Other Receipts	8,59,195
4,33,80,394	Total Receipts	3,30,98,960
11,35,66,218	Grand Total	12,99,80,794
	PAYMENTS	
56,64,305	Contingencies	56,44,152
7,68,906	Equipments	24,15,621
86,621	Travel	2,45,706
49,437	Consumables	10,59,686
44,72,181	Others	30,92,932
56,42,934	Staff salary	76,65,058
1,66,84,384	Total Payments	2,01,23,155
	Closing balance	
3,53,81,834	Canara Bank 2722101008484	1,33,57,639
6,15,00,000	Investments	9,65,00,000
9,68,81,834	Total	10,98,57,639
11,35,66,218	Grand Total	12,99,80,794


Dy.Registrar(F&A)

INDIAN INSTITUTE OF TECHNOLOGY - MADRAS		
Receipts & Payments year ending 31-03-2019		
Swimming Pool Account		
2017-18	Description	2018-19
	Opening Balance	
44,49,587	Bank (Current A/c)	44,45,889
58,37,911	Investments	64,94,928
1,02,87,498	Total	1,09,40,817
	Receipts	
6,57,017	Interest earned and reinvested	6,25,300
6,57,017	Receipts Total	6,25,300
1,09,44,515	Grand Total	1,15,66,117
	Payments	
3,698	Bank charge	2,183
3,698	Total Payments	2,183
	Closing Balance	
44,45,889	Bank Balance	44,43,706
64,94,928	Investments	71,20,228
1,09,40,817	Total	1,15,63,934
1,09,44,515	Grand Total	1,15,66,117
	Investments	
17,26,488	SBI bank-6266	20,00,262
10,27,910	Canara Bank-7644	11,91,273
3,90,571	Canara Bank-0059	3,90,571
5,80,034	SBI bank-3859	5,80,034
25,19,236	SBI bank-2189	26,93,637
2,50,689	ICICI Bank-5062	2,64,451
64,94,928	Toal	71,20,228


 Dy.Registrar(F&A)

INDIAN INSTITUTE OF TECHNOLOGY - MADRAS		
Receipts & Payments year ending 31-03-2019		
Swachhta Action Plan		Amount in Rs.
2017-18	Particulars	2018-19
	Opening Balance	
0	Bank Balance	21,24,938
0	Total	21,24,938
	Receipts	
	Ministry Fund:	
2,40,00,000	MHRD Fund	1,01,00,000
1,25,533	Interest on short term Deposits and SB A/c (MHRD Fund)	52,448
2,41,25,533	Total Receipts	1,01,52,448
2,41,25,533	Grand Total	1,22,77,386
	Payments	
2,20,00,000	Fund transferred to Institutions	1,19,61,000
595	Bank charges	439
2,20,00,595	Total Payments	1,19,61,439
	Closing Balance	
21,24,938	Bank Balance	3,15,947
21,24,938	Total	3,15,947
2,41,25,533	Grand Total	1,22,77,386


Dy.Registrar(F&A)



PF AND NPS ACCOUNTS 2018-19

INDIAN INSTITUTE OF TECHNOLOGY MADRAS

PROVIDENT FUND ACCOUNTS

BALANCE SHEET AS AT MARCH 31, 2019

Amount 2017-18	Liabilities	Amount 2018-19	Amount 2017-18	Assets	Amount 2018-19
CPF ACCOUNT					
29,45,198	Capital Fund OB : 29,45,198 Add: Excess of income over exp. : 4,88,489	34,33,687	50,29,283	Investments	50,29,283
14,50,000	Due to CPF Accounts	14,50,000	97,648	Accrued interest on CPF Investments	96,824
28,34,415	Due to GPF Account	28,34,415	10,09,255	Balance with SBI IIT (SB a/c No.10620824178)	14,16,957
			10,93,427	Investments (SBI - Sweep A/c)	11,75,038
72,29,613	Total Liabilities	77,18,102	72,29,613	Total Assets	77,18,102
CPFG ACCOUNT					
19,54,44,332	Subscriber Account OB : 19,54,44,332 Add: Transfer to GPF during 2017-18 : 16,75,00,000 (Inadvertently deducted during 2017-18 now added)	36,29,44,332	21,27,78,504	Investments opening balance : 21,27,78,504 Add: Invested during C.Y : 2,89,31,881 Less: Redemption during C.Y : 14,10,00,000	10,07,10,385
7,88,69,673	Interest Reserve a/c (OB-CY Excess Exp.) : 7,88,69,673 Add: Excess income over expenditure : 13,51,40,349	21,40,10,022	14,50,000	Due from CPF account	14,50,000
8,84,440	Subscription, Contribution OB : 8,84,440 Add: C.Y Subscription, Contribution : 5,47,059 Add: C.Y institute contribution : 2,14,620	16,46,119	0	Due from GPF account : 16,75,00,000 Add: Gain on investments : 8,92,30,678	25,67,30,678
			5,08,01,876	Due from GPF A/c (Amt. recovered in salary) OB : 5,08,01,876 Add: Current year due : 2,98,608	5,11,00,484
			1,73,860	Due from Institute A/c OB : 1,73,860 Add: Current year Due from Institute A/c : 2,14,620	3,88,480
			19,10,225	Interest outstanding	19,10,225
			80,83,980	Balance with SBI IIT (SB a/c No. 10620824167) Inc. Sweep	16,63,10,221
27,51,98,445	Total Liabilities	57,86,00,473	27,51,98,445	Total Assets	57,86,00,473

GPF ACCOUNT

Amount 2017-18	Liabilities	Amount 2018-19	Amount 2017-18	Assets	Amount 2018-19
68,68,42,693	Subscriber Account opening balance : 68,68,42,693 Add: CY Subscription : 15,71,56,640 CY Interest on Subscribers : 7,99,88,564 Less: Excess GPF recovery refunded : 2,04,388 Part final withdrawal/ : 10,37,05,499 Final settlement	82,00,78,010	69,56,42,367	Investments	82,80,82,323
5,08,01,876	Due to CPFEG Subscribers A/c - OB : 5,08,01,876 (+)CY Due : 2,98,608	5,11,00,484	6,37,06,801	Advance to subscribers OB : 6,37,06,801 Add: Advances paid during 2018-19 : 1,87,60,862 Less: Advance recovered from subscribers : 2,01,39,059	6,23,28,604
16,75,00,000	Due to CPFEG Account - OB : 16,75,00,000 Add: C.Y CPFEG Investments : 8,92,30,678 Received in GPF A/c	25,67,30,678	28,34,415	Due to CPF account	28,34,415
	NPS Subscription wrongly credited	18,626	2,22,40,361	Outstanding Interest	1,91,13,607
			4,79,89,455	Balance with SBI IIT (SB a/c No. 10620824269)	12,55,99,256
			4,34,225	Balance with HDFC Bank, Velachery	1,70,80,732
			7,22,96,945	Interest reserve A/c OB : 7,22,96,945 Add: Excess expenditure over income : 5,91,916	7,28,88,861
90,51,44,569	Total Liabilities	112,79,27,798	90,51,44,569	Total Assets	112,79,27,798
118,75,72,627	GRAND TOTAL	171,42,46,373	118,75,72,627	GRAND TOTAL	171,42,46,373

Dy. Registrar(F&A)

INDIAN INSTITUTE OF TECHNOLOGY MADRAS

NPS TIER-I ACCOUNT

BALANCE SHEET AS AT 31-03-2019

Amount in Rs.

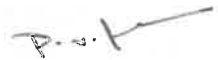
Liabilities		Assets		
Amount 2017-18	Amount 2018-19	Amount 2017-18	Amount 2018-19	Amount 2018-19
	<u>NPS Tier-I Account</u>			<u>NPS Tier-I Account</u>
	Opening balance:		49,77,540	60,30,631
1,55,39,194	subscribers' account Balance: OB	1,55,39,194	1,05,61,654	1,12,37,390
	Add: C.Y Subscription	18,626		18,626
	Excess income over expenditure	17,28,827	1,72,86,647	
1,55,39,194	Total	1,55,39,194	1,72,86,647	Total 1,72,86,647

P. S. V.

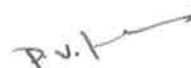
Dy. Registrar(F&A)

INDIAN INSTITUTE OF TECHNOLOGY MADRAS		
PROVIDENT FUND ACCOUNT		
INCOME AND EXPENDITURE ACCOUNT FOR THE YEAR ENDED 31-03-2019		
Amount in Rs.		
2017-18	CPFG ACCOUNT	2018-19
	A. INCOME	
88,63,770	Interest received on investments/SB account	2,58,35,508
98,020	Amount due to towards Institute contribution	2,14,620
0	Interest earned on investment reinvested	49,31,881
76,513	Gain from Mutual Funds on Redemption	10,46,56,146
90,38,303	TOTAL (A)	13,56,38,155
	B. EXPENDITURE	
0	Revenue expenditure	34,735
98,020	Institute Contribution	2,14,620
2,02,838	Interest on Suscribers' Subn.& Contn. Balance	2,48,451
87,37,445	Excess income over expenditure	13,51,40,349
90,38,303	TOTAL (B)	13,56,38,155
	GPF ACCOUNT	
	A. INCOME	
3,51,46,093	Interest received on Investments	7,78,51,080
0	Gain received from MFs redemption	16,93,557
0	Dividends received from MF investments	5,26,823
3,54,50,971	Excess Expenditure over income	5,91,916
7,05,97,064	TOTAL (A)	8,06,63,376
	B. EXPENDITURE	
7,04,04,940	Interest on Subsribers A/c Balances	7,99,88,564
18,379	TDS on Sweep accounts - SBI	1,13,162
1,73,745	Bank Charges and Advisory Charges	5,61,650
7,05,97,064	TOTAL (B)	8,06,63,376
	CPF ACCOUNT	
	A. INCOME	
4,67,679	Interest received on Investments/SB A/c	4,88,489
	B. EXPENDITURE	
4,67,679	Excess income over expenditure	4,88,489

NPS Tier-I Account		
	A. INCOME	
6,63,90,554	Subscription recovered	10,54,63,780
6,63,90,554	Institute contribution	10,54,63,781
0	Interest on investment re-invested	6,75,736
9,25,006	Interest on Investments	2,53,383
0	NPS Subscription rec'd for Staffs on EOL	1,21,692
13,37,06,114	TOTAL (A)	21,19,78,372
	B. EXPENDITURE	
13,77,40,921	Transfer of Subsription & Contn PRAN A/c of subscriber	20,98,70,552
0	NPS Subscription repaid	3,78,993
19,180	NPS recovery transfer to NIT Patna(Mr.Ashiskumar B)	0
0	Excess income over expenditure	17,28,827
13,77,60,101	TOTAL (B)	21,19,78,372


 Dy. Registrar(F&A)

INDIAN INSTITUTE OF TECHNOLOGY - MADRAS		
Receipts & Payments year ending 31-03-2019		
CPF Account SBI 10620824178		Amount in Rs.
2017-18	Particulars	2018-19
	Opening Balance	
10,00,236	Bank	10,09,255
50,29,283	Investments (SDS-SBI)	50,29,283
6,29,000	Investments (Sweep-SBI)	10,93,427
66,58,519	Total	71,31,965
	Receipts	
37,001	Interest Earned on SB Account	38,406
4,36,445	Interest on Investments	4,58,094
4,73,446	Total Receipts	4,96,500
71,31,965	Grand Total	76,28,465
	Payments	
0	TDS deducted in Sweep Accounts	7,187
0	Total Payments	7,187
71,31,965	Closing Balance	76,21,278
10,09,255	Bank	14,16,957
50,29,283	Investments (SDS-SBI)	50,29,283
10,93,427	Investments (Sweep-SBI)	11,75,038
71,31,965	Total	76,21,278
71,31,965	Grand total	76,28,465

P.V. 
Dy. Registrar(F&A)

INDIAN INSTITUTE OF TECHNOLOGY - MADRAS		
Receipts & Payments year ending 31-03-2019		
CPFG Account SBI 10620824167		Amount in Rs.
2017-18		2018-19
	Opening Balance	
7,06,93,211	Bank	80,83,980
30,53,70,430	Investments	21,27,78,504
37,60,63,641	Total	22,08,62,484
	Receipts	
6,600	Subscription recovered from staff members	0
1,13,44,274	Interest received on investments/SB account	2,58,35,508
9,47,969	Interest earned on investment reinvested	49,31,881
0	Gain from Mutual Funds on Redemption	1,54,25,468
1,22,98,843	Total Receipts	4,61,92,857
38,83,62,484	Grand Total	26,70,55,341
	Payments	
16,75,00,000	Transfer to GPF account	0
0	Transfer of contribution (EOL Staffs) to Institute A/c	34,735
16,75,00,000	Total Payments	34,735
	Closing Balance	
80,83,980	Bank	16,63,10,221
21,27,78,504	Investments	10,07,10,385
22,08,62,484	Total	26,70,20,606
38,83,62,484	Grand Total	26,70,55,341


Dy. Registrar(F&A)

INDIAN INSTITUTE OF TECHNOLOGY - MADRAS		
Receipts & Payments year ending 31-03-2018		
GPF Account SBI 10620824269		Amount in Rs.
2017-18		2018-19
	Opening Balance	
24,92,17,331	Bank	4,79,89,455
25,70,89,868	Investments	69,56,42,367
0		4,34,225
50,63,07,199	Total	74,40,66,047
	Receipts	
12,16,95,587	Subscription-GPF A/c Holders	15,71,56,640
85,600	Subscription-CPFG A/c Holders	2,98,608
1,94,32,103	Recovery advances-GPF A/c holders	2,01,39,059
76,513	CPFG Gain on Invst. / Invst. wrongly credited in GPF A/c	8,92,30,678
2,74,77,052	Interest on Investments/SB account-GPF A/c	8,46,84,717
2,14,487	Dividends received from MF investments	5,26,823
5,10,310	Interest on Investments reinvested	0
16,75,00,000	Receipt from CPFG A/c	0
0	Gain received from MFs redemption	16,93,557
0	NPS Subscription wrongly credited in GPF a/c	18,626
33,69,91,652	Total Receipts	35,37,48,708
84,32,98,851	Grand Total	109,78,14,755
	Payments	
1,65,01,237	Advances	1,87,60,862
4,29,87,600	Part final withdrawal	5,56,46,200
3,95,51,843	Final settlement	4,80,59,299
18,379	TDS Recovery made on Sweep accounts in SBI	1,13,162
1,73,745	HDFC Bank Charges & Advisory Charges to India Life Capital	5,61,650
0	Excess GPF recovery refunded	2,04,388
0	Accrued Interest paid for invest. Thru India Life	37,06,883
9,92,32,804	Total Payments	12,70,52,444
	Closing Balance	
4,79,89,455	SBI Bank	12,55,99,256
4,34,225	HDFC Bank	1,70,80,732
69,56,42,367	Investments	82,80,82,323
74,40,66,047	Total	97,07,62,311
84,32,98,851	Grand Total	109,78,14,755


Dy. Registrar(F&A)

INDIAN INSTITUTE OF TECHNOLOGY - MADRAS		
Receipts & Payments year ending 31-03-2019		
Pension Tier 1 Account SBI 10620825615		
		Amount in Rs.
2017-18		2018-19
	Opening Balance	
97,29,906	Bank Balance	49,77,540
98,63,275	Investments (Short Term and Long Term)	1,05,61,654
1,95,93,181	Total	1,55,39,194
	Receipts	
6,63,90,554	Subscription recovered	10,54,63,780
6,63,90,554	Institute contribution	10,54,63,781
0	Interest on investment re-invested	6,75,736
9,25,006	Interest on Investments	2,53,383
0	NPS Subscription rec'd for Staffs on EOL	1,21,692
13,37,06,114	Total Receipts	21,19,78,372
15,32,99,295	Grand Total	22,75,17,566
	Payments	
13,77,40,921	Transfer of Subsription & Contn PRAN A/c of subscriber	20,98,70,552
0	NPS Subscription repaid	3,78,993
19,180	NPS recovery transfer to NIT Patna(Mr.Ashiskumar B)	0
13,77,60,101	Total Payments	21,02,49,545
	Closing Balance	
49,77,540	Bank Balance	60,30,631
1,05,61,654	Investments (Short Term and Long Term)	1,12,37,390
1,55,39,194	Total	1,72,68,021
15,32,99,295	Grand Total	22,75,17,566


 Dy.Registrar (F&A)

CPFPG - FD Investment List as on 31-03-2019

Name of the Bank	Amount	Date of Investment	Date of Maturity	Period of Investment	Rate of Interest	Maturity Value	Deposit Account No.	Source of Funds
SPECIAL DEPOSIT SCHEME SBI SDS 53	6,37,78,504	02-01-1998	31-12-2050		7.87%		SDS 53	CPFPG A/c
Total	6,37,78,504							

Mutual Fund Investment as on 31.03.2019 - CPFPG - Thru SBI CAP

Investment Company	Amount	Invest.Date	FDR / Folio No.	Batch No	Source of Funds
Axis Long Term Equity Fund- Direct- Growth	50,23,114	22.02.2019	90516995601	4th Batch	CPFPG
Reliance Tax Saver (ELSS) - Direct- Growth	43,03,365	22.02.2019	402149954967	4th Batch	CPFPG
BNP Paribas Long Term Equity Fund(ELSS)-	45,18,028	22.02.2019	900000467081	4th Batch	CPFPG
Birla SL Tax Relief 96 (G)	40,00,000	17.08.2015	1017037433	3rd Batch	CPFPG
Franklin India Taxshield- Direct- Growth	47,87,956	22.02.2019	19311130	4th Batch	CPFPG
Birla Sun Life Tax Plan (G)	40,00,000	17.08.2015	1017037433	3rd Batch	CPFPG
IDBI Nifty Index Fund - Dir - Growth Option	49,77,828	22.02.2019	3051706541	4th Batch	CPFPG
HDFC Index Fund-Sensex Plan(PA) - Dir-Growth	53,21,589	22.02.2019	9996131/30	4th Batch	CPFPG
Total	3,69,31,881				
Grand Total	10,07,10,385				

Dy. Registrar(F&A)

GPF - FD Investment List as on 31.03.2019						
Name of the Bank	Amount	Date of Investment	Rate of Interest	Deposit Account No.	Source of Funds	
SPECIAL DEPOSIT SCHEME SBI SDS 61	5,94,92,287	02-01-1998	7.87%	SDS 61	GPF A/c	
Total	5,94,92,287					

GPF - Mutual Fund Investment as on 31.03.2019						
Investment Company	Amount	Invest. Date	FDR / Folio No.	Batch No	Source of Funds	
Reliance Tax Saver (ELSS) - Direct Plan	2,41,93,556	22-02-2019	402149954967	4th Batch	GPF	
Total	2,41,93,556					

Equity Bonds, MFs Investment thru India Life Capital as on 31.03.2019 - GPF

Investment Instruments	Amount	Bond Ledger A/c / ISIN / Folio No.	Tranche
8.20% Power Finance Corporation Ltd. 2025-10.03.2025 Interest - 10th March	4,38,85,800	INE134E08GY3	I-July-2017
8.11% Rural Electrification Corporation Limited (REC Ltd.) 2025 - 07.10.2025, Interest-31st October	4,72,14,000	INE020B08963	I-July-2017
UTI Nifty Index Fund, Direct Plan - Dividend Payout Option	50,00,000	517288159553	I-July-2017
UTI Liquid Cash Plan -Direct Growth - Switched to UTI Nifty Index Fund - Direct Plan - Dividend Payout	1,50,00,000	517288159553	I-July-2017
7.74% TN Uday - SDL 2026 - 22.02.2026, Interest-22nd Aug & 22nd Feb - Half yearly	7,50,87,800	IN3120161093	I-August-2017-1
SBI Dynamic Bond Fund-42.50L, Switched from SBI Premier Liquid Dumf-127.50L	1,70,00,000	14145140	I-August-2017-1

8.15% Bajaj Finance Ltd 2027-22.06.2027, Interest-22nd June	INE296A08847	4,00,72,000	I-August-2017-2
8.15% Bajaj Finance Ltd 2027 22.06.2027, Interest-22nd June	INE296A08847	6,00,00,000	I-August-2017-3
8.21% Rajasthan SDL Special-SLR - 31.03.2026, Interest-30th Sep & 30th March Half yearly	IN2920150454	15,58,95,000	I-August-2017-3
Kotak Select Focus Fund, Direct Plan - Dividend Payout Option	4367772/26	50,00,000	I-August-2017-3
Kotak Select Focus Fund, Direct Plan - Dividend Payout Option	4367772/26	50,00,000	I-Dec-2017
8.45% Bajaj Finance Ltd - 29 Sep 2026 - Interest - 29th Sep	INE29A08805	1,50,97,680	I-January-2018
8.21% Haryana SDL Special-SLR - 31 Mar 2025 - Interest 30-Sep / 31-Mar	IN1620150178	1,83,97,800	I-January-2018
8.15% Tamil Nadu SDL - 09 May 2028 - IN3120180036 - 09-Nov / 09-May, Half yearly	IN3120180036	8,64,33,600	I-July-2018
8.20% Power Finance Corporation Ltd. - 03-Apr-2028 - INE134E08JP5 - 03-Oct/03-Apr Half yearly	INE134E08JP5	3,94,25,600	I-July-2018
SBI Blue Chip Fund-Direct Plan - Growth Option	14145140	40,00,000	I-July-2018
UTI Nifty Index Fund-Direct Growth	517288159553	30,00,000	I-July-2018
8.95% India Infradebt Ltd, - 30.08.2023, Int.30-Aug, Annually	INES37P07448	4,00,00,000	I-July-2018-2
8.05% Tamil Nadu State Development Loan SDL- 18-Apr-2028, Int. 18-Oct / 18-Apr Half yearly	IN3120180010	3,30,34,400	I-Nov-2018
UTI Nifty Index Fund - Direct Growth	517288159553	75,00,000	I-Nov-2018
9.05% HDFC Ltd., Annual 20-Nov	INE001A07RJ2	2,83,52,800	I-Nov-2018-2
Total		74,43,96,480	

Grand Total	82,80,82,323
--------------------	---------------------

P. S. K.

Dy. Registrar(F&A)

FD Investment as on 31-03-2019 - CPF									
Name of the Bank	Amount	Date of Investment	Date of Maturity	Period of Investment	Rate of Interest	Maturity Value	Deposit Account No.	Source of Funds	
SPECIAL DEPOSIT SCHEME SBI SDS 54	50,29,283	07-07-1981	31-12-2050		7.87%		SDS 54	CPF A/c	
Total	50,29,283								

CPF Total	50,29,283								
FD Investment as on 31-03-2019 - NPS									
SBI	1,12,37,390	03-02-2019	03-02-2020	1 Year	6.7% MV	1,20,09,424	33731901726	NPS A/c	
NPS Total	1,12,37,390								

P.S.V.
Dy. Registrar(F&A)